

WE CONDUCT YOUR ENERGY

Product Catalogue

Pmflex

pmflex.com

We conduct your energy

Our goal is to offer products and solutions with an unmatched level of quality and innovation. We simplify and facilitate everyday life for customers and installers who are passionate about their craft.

Through good material choices, simplicity and sustainable craftsmanship, Pmflex wants to elevate the experience in residential and commercial buildings. We balance desire for new ideas and development with an appreciation for simple forms. The results that we are proud of today, are products for you.

Refine. Rethink. Respect.

With more than 60 years of experience, we are an innovative company group with a great ambition to make everyday life easier for those who use our solutions. At the same time, we tack on added value and innovative thinking, for installers, our partners, society and the next generation. We develop smart and sustainable solutions.

We are Pmflex, leading manufacturer of electrical conduits in Europe. Since 1962, we have been delivering high quality products with the goal of facilitating and streamlining the everyday life of the electrician. Our comprehensive product range is specially developed to be extremely easy to work with and flexible in both design and function.

Table of contents

6

WE CONDUCT YOUR ENERGY

Since 1962, we have been delivering high quality products with a purpose to facilitate and streamline the everyday life of the electrician.

8

ABOUT US

Pmflex locations and numbers.

12

STANDARD & QUALITY

We offer solutions in cutting edge technology, as they always match the highest standards of safety and ease of use.

16

SOLUTIONS

Solution concept for residential, commercial and industrial buildings, solar cell industry, e-mobility and outdoor installations.

18

RESIDENTIAL SOLUTIONS

By using Halogen Free and LSF0H material, safety is significantly increased for the families who live and reside in these residences.

20

COMMERCIAL SOLUTIONS

Focus on ergonomic solutions where the installer can perform the installation in a safe and time efficient way.

22

ANTI-UV SOLUTIONS

We have developed the Pmflex Anti-UV range, resistant to UV rays and atmospheric agents.

24

E-MOBILITY SOLUTIONS

With Pmflex's unique cable protection range, the patented system does not only complete the installation of the charging box but is also both stylish and safe.

26

INDUSTRIAL SOLUTIONS

High quality products produced to resist external impact such as blows, heat, cold and moisture.

28

ELECTRICAL OUTDOOR SOLUTIONS

Outdoor installations must be able to be exposed to sunlight without disintegrating over time.

32

SAFETY & ENVIRONMENT

We have a responsibility for how our products affect the environment - from raw materials and production to use and recycling.

34

OUR VALUES

Producing value for our partners, the installer and the end user, is the core of our business.

36

PRODUCT INNOVATIONS

Our focus is to develop and produce next generation innovative solutions that simplify the installer's working day.

38

PRODUCTION FOR NORTHERN EUROPE

Pmflex is building a new production plant and distribution facility in Gothenburg, which is planned to be taken into operation during 2023.

Products

40

**xFLEXWIRE - PRE-WIRED**

We offer a complete range within pre-wired, both with energy cables or special cables.

48

**xWIRE - CABLE IN A BOX**

xWire is for you who want your cables in order. The cable is meter marked and packed in a user friendly box.

50

**xFLEX - PLIABLE CONDUITS**

xFlex, our pliable conduits, for you who want freedom of choice without compromising on speed.

84

**xRIGID - RIGID PIPES**

We have several types of rigid installation pipes with different advantages to suit all types of installations.

96

**xGROUND - UNDERGROUND LINE**

The xGround range includes double wall conduits that protect electrical cables in underground installations.

104

**xINSTALL - ACCESSORIES**

xInstall is a solid range with accessories to facilitate and complete your installations.

128

**xSHIELD - CABLE PROTECTION**

We have developed a complete range. A patented cable protection system that protects your cables in exposed environments.



We conduct your energy

We are Pmflex, leading manufacturer of electrical conduits in Europe. Since 1962, we have been delivering high quality products with the goal of facilitating and streamlining the everyday life of the electrician. Our comprehensive product range is specially developed to be extremely easy to work with and flexible in both design and function.

Our vision is to be the most innovative company that is constantly at the forefront of our business area.

Our focus is to develop and produce the next generation solutions that simplify the every day of the installer. We reside in an innovative company culture and being close to the customer, which helps us to develop unique product solutions.

We are the perfect partner for anyone who wants to achieve results in projects and make a difference in the world we live in.



About us

Our focus is to develop and produce the next generation solutions. We operate in an innovative company culture and we are close to the market, which helps us to recognise the needs and adapt our business to the customer. Pmflex is therefore the perfect business partner for those who want to make a difference and achieve good results in projects.

Our vision is to be the most innovative company that is constantly at the forefront in our business area. With continuous investments, we have been able to successfully broaden our business and develop the range of products and services on the market, which we are proud of.

It is human nature to adapt our everyday tools to meet changing needs. We believe in building tools and aids with real effects - which means designing around people and for people. Pmflex is the logical choice for installations, an improved, flexible yet industrial quality line created for the 21st century.

As the experience continues to change, we see countless ways to create more efficient products. We see Pmflex as a tool that will unlock possibilities for the installers - that they can focus on the intangibles of the experience: simplicity, safe installations, employee satisfaction and resourcefulness.



Pmflex Norge AS

Sales company
Oslo, Norway

Pmflex Group Northern Europe AB

Sales company and
new production plant
(opening in 2023)
Göteborg, Sweden

Pmflex Group

Headquarter and
production plants
Bergamo, Italy

1st

Leading manufacturer
of electrical conduits
in Europe

1st

Manufacturer
of pre-wired conduits

>60

Years of experience
in conduit production
(since 1962)

>340.000

Kilometers of total
conduits production
per year

>100.000

Kilometers of pre-wired conduits produced per year

>1.500 sku's

Of which 700 referring to **pre-wired conduits**

12



Product **quality marks**

Year 1984

Company certification **ISO 9000:2015**





Standard & Quality

At Pmflex, we are committed and have a great drive to be able to offer our customers products and solutions with cutting edge technology, such as always matching the highest standards of safety and ease of use. Always with a focus on the environment and sustainability.

Thanks to Pmflex halogen free products we are able to offer the ultimate level of security. The European standard EN 50642 defines the criteria to determine the halogen content in products and specifies the threshold values of the quantity of halogens, which these systems cannot pass up to be declared free of halogens.

The actual halogen content in Pmflex pliable conduits and rigid pipes is far below the

boundary according to the EN 50642 standard. Note that Pmflex products also comply with the far more restrictive requirements for Nordic Ecolabelling (Nordic Eco Label) and may therefore be used in construction of Nordic Eco Labelled buildings.

Pmflex halogen free products also meet the requirements for standard IEC 61034-2 (Low Smoke), in case of fire. These products do not emit smoke and guarantee a higher visibility than 60%, which makes it possible to identify emergency exits. Our halogen free products are therefore recommended for all electrical installations in places that are intended to accommodate many people, such as schools, hospitals, shopping malls, offices and airports etc.





Solutions

Pmflex solution concepts

As we have broadened our concepts, we have divided our range into different solutions, to showcase the width and the use of the products.

Our solutions are:

Residential Solutions	page 18
Commercial Solutions	page 20
Anti-UV Solutions	page 22
E-mobility Solutions	page 24
Industrial Solutions	page 26
Electrical Outdoor Solutions	page 28





Residential Solutions

Innovative solutions for residential buildings



Regardless of whether it's a new construction or a renovation of building, there are individuals and families living there and residing in these homes. We feel proud to be able to deliver a wide range of Halogen Free and LSF0H (Low Smoke Flame retardant Zero Halogen) products, which is extra comforting for the individual.

By using HF and LSF0H materials, the safety raises significantly. Pmflex HF and LSF0H pipes and conduits are significantly more resistant than PVC to high temperatures. Therefore much safer against a possible fire as they do not emit any hydrochloric acid, which becomes a poisonous and corrosive fume emitted when PVC burns. In addition, HF and LSF0H products emit a minimal amount of dense smoke in case of fire which means that escape routes and emergency exits become easier to see.

Pmflex has a broad range of products. As an installer, working with pre-wired pliable conduits is incredibly time saving because you perform two steps at once. The range includes pre-wired conduits from two to seven

conductors and articles for unique installations such as for telecommunications, data, fire alarms and home automation. Most of them are available in various packaging solutions where each packing offers a unique benefit.

For the installer working on these projects, it is important that our solutions are ergonomic, easy and flexible to work with and that they maintain high quality.

With our xRoller, the installer can bring up to 300 meters of pliable conduits in one go - without any heavy lifting. This solution has become incredibly popular in the market, partly because it is very ergonomic but also because it saves time for the installer.

Our low friction conduits xSpeed & xHiSpeed are also used for renovations, additional installations and smaller service jobs. The products have a treated inside which significantly reduces friction. For service jobs the installer often uses only shorter lengths of conduits. Therefore, we have produced packages of 50 meters as a complement to the standard packaging of 100 meters.



SIMPLIFIED AND TIMESAVING

We offer a complete range of pre-wired products with energy cables or special cables. Using the pre-wired conduit is a simple and cost effective way to install. Our pre-wired assortments are available in several smart packaging solutions to fit your project's needs.

Commercial Solutions

Installations in commercial buildings

These installations do not differ much compared to a standard installation of a residential property. What we have focused on here are ergonomic solutions where the installer in a very time efficient manner can perform the installation. High performance is required here at the same time as ergonomics and workload are very important too.

Our Halogen Free and LSF0H products are especially recommended in commercial buildings which are intended to accommodate a large number of people like malls, airports, schools, hotels, hospitals, etc. By using Halogen Free and LSF0H instead of PVC, you increase safety significantly.

Pmflex HF and LSF0H pipes and conduits are significantly more resistant than PVC against high temperatures and they are therefore much

safer in the event of a fire because they do not emit hydrochloric acid, a poisonous and corrosive fume emitted when PVC burns. In addition, HF and LSF0H products emit a minimal amount of dense smoke in the event of a fire, which means that escape routes and emergency exits become significantly more visible.

With our xRoller, the installer can bring along up to 300 meters of empty or pre-wired conduit at once. Also at these constructions, our rigid pipes are often casted into the concrete and used as trunkings in ceiling, walls and floor for cable management. The pipes can handle pressure of 750N. Our 320N pipes are used with advantage for surface installations with accessories of bends and couplings for a complete installation. Of course, our cable protection system is useful in these buildings as well.



SIMPLIFIED AND TIMESAVING

With our xRoller solution, the installer can bring up to 300 meters of pliable conduits at once - without any heavy lifting. This solution is very easy to handle and allows to heavily reduce conduit waste, compared to ordinary rolls.



Anti-UV Solutions

Solutions for solar panels

Thanks to the use of technologically advanced solutions, we present the Pmflex Anti-UV range, resistant to UV rays and atmospheric agents, suitable for outdoor installations and photovoltaic systems directly exposed to sunlight. When we believe in something, we achieve it. We simply like challenges and want to achieve more as well as a positive impact on society.

Anti-UV products are made with specific materials and additives, tested in climate

chamber with UV lamp, as specified by the norms CEI EN 50289 and CEI EN 50618 (former CEI 20-91). The chamber reproduces, with intense UV light and with repeated rain and drying cycles, the climatic conditions that the product will encounter outside.

The range includes pliable conduits, rigid pipes, pre-wired conduits and couplings with clip. The cables are double insulated and LSZH. Pmflex Anti-UV products are also Halogen Free, in accordance with the European standard EN 50642 (the couplings are LSF0H).



UV-RESISTANT

We have developed a full uv-resistant range that includes pliable conduits, rigid pipes, pre-wired conduits and couplings with clip.





E-mobility Solutions

The future is electric



The e-mobility solutions are a fast growing market. Today there are both electric cars and different types of plug-in hybrids. An electric car is powered by one or several electric motors and retrieves the energy from rechargeable batteries.

With Pmflex's unique cable protection system, the installation of the charging box is not only complete but also both stylish and safe.

The electrical cables to the box are protected against external impact with high quality cable covers which are surface treated with Magnelis and thus hold a superior corrosion protection.

Magnelis has a unique ability to self-healing in drilled holes, weld seams and cut surfaces.

It has an even and fine surface structure and an essential less impact on the environment.

The patented accessories in the range, such as solid bends, T-crosses and ends, relieve the installer from flexing and bending, which carries out the work safely, and they provide a nice and consistent installation.

Also our range of UV-resistant pipes and conduits fits perfectly for the exposed environments.

As the future becomes more electric the demand increases for uniform and safe installation, both for the installer as well as for the end-user.



COMPLETE ACCESSORIES

The available accessories in the range, such as solid and flexible bends, T-crosses, ends and feet, relieve the installer from flexing and bending, which carries out the work safely, and they provide a nice and consistent installation. All cable protection components

are surface treated with Magnelis, a cutting-edge metallic coating suitable for even the most hostile environments, extremely effective in corrosion protection and last but not least - a significantly reduced impact on the environment.

Industrial Solutions

Product solutions for exposed environments

We help industrial construction to optimize the projects. Our broad product range is designed to meet the needs of standards, quality and usability. We promote solutions that contribute to both satisfied customers and low environmental impact.

These environments may look a little different, but the common denominator is that materials are severely exposed and must be able to withstand external influences such as blows,

heat, cold, and moisture. We have a range that meets the requirements that are set and is adapted for various types of heavy industry, container ports, visible installations for machines such as workshops etc.

Whatever the conditions of the environment, we provide the utmost extraordinary products that you can rely on. No outer condition should be any problem for the installer.



STEEL PIPES FOR EXPOSED ENVIRONMENT

The steel pipes are used for all types of installations where high temperatures may occur or where very high demands are placed on strength. Accessories such as couplings and pipe bends are available for a complete installation.



xShield Cable protection
A durable system with cable protection which protects your cables in exposed environments.

Electrical Outdoor Solutions

Electrical installation for outdoor use



We have a high quality product range which is suitable for outdoor installations. Regardless of whether the project is a school, a shopping center or a residential building, Pmflex can contribute to create the right conditions for a sustainable project. Our experts will help you to choose the best solutions for every installation.

Outdoor installations must be able to be exposed to sunlight without disintegrating over time. Our UV resistant products are of high quality, to endure that long term exposure to sun light.

If you install luminaires outdoor, look no further! Our complete and patented system for cable protection is both easy on the eye as well as solid and safe. Also suitable for parking areas where CCTV is used.



xSHIELD CABLE PROTECTION

The electric cables are protected from external exposure with the high quality cable covers, surface treated with Magnelis, which has a superior corrosion protection. Unique ability of self healing in drilled holes, weld seams and cut surfaces, smooth and fine surface texture, and a significantly less impact on the environment.



ANTI-UV OUTDOOR PRODUCT RANGE

Our outdoor product range of conduits and pipes are UV and weather resistant with accessories for a complete installation. This will keep you flexible enough if you need additional products for your outdoor installations.







Safety & Environment

» We at Pmflex have a responsibility for how our products affect the environment - from what raw materials we source, product development, production, to use and subsequent recycling. «

At Pmflex, we feel a responsibility towards the environment and those who choose our products: commercial partners, installers and people who use the space where our products are installed.

In our pursuit to offer the best possible product, we source all raw materials from the most qualified European manufacturers and we subject them to strict quality controls.

In addition, we design and manufacture recyclable products that are extra safe, not only REACH compliant, but free of substances which could potentially be banned in the future.

Our commitment to business development, our responsiveness to develop new solutions and products with a strong environmental focus create value for installers, wholesalers, partners and the community overall.

Pmflex products are constantly being developed so that they comply and fulfill the latest and strictest requirements in terms of safety. Using Pmflex Halogen Free products, means working to ensure public safety and protecting valuable assets in case of fire.

Pmflex products are certified and listed in local environment portals. Get in contact with each local market for more information. In this time and age it's important to take responsibility and action for the future, for us and coming generations. This goes in line with our philosophy.

As a leading manufacturer of electrical installation materials, Pmflex Group has advanced its position further in the past year. We supply with a focus on sustainability and environment as well as create value for our customers.



xFLEX ECO GREEN

The ecological pliable conduit at the forefront of eco-sustainability. It is made up of at least 50% of post-consumer recycled material (PCR), so we can reduce CO₂ production by 40% compared to the use of 100% fossil PP. The roll packaging film is made up of at least 50% of bio-polyethylene originating from renewable raw materials. Both conduits and packaging film are 100% recyclable.



We want to simplify your installation

Our values help to form a long-term, financially successful organisation. Producing value for our partners, the installer and the end user, is the core of our business, and that's what our corporate culture is based on.

At Pmflex, we are committed to offering solutions which make the work of installers easy, maximize electrical system safety and at the same time take care of the environment.

We believe in integrity and respect for the present and the future. Our values are: results, responsibility, professionalism, simplicity and joyfulness. Pmflex is about how we connect with each other, with our customers and with the rest of society. That's how we achieve our corporate goals.

We have a strong and successful corporate culture. We provide the opportunity to have the best employees in the industry by offering a developmental, sustainable and inclusive workplace and we will continue to develop a culture that encourages engagement because we believe that it also creates value for the customer.

The factor behind our success and cohesion can be explained in many ways. We succeed in different environments and our work varies from project to project. In the end, it comes down to simplify and make things better and that's what makes us winners.

We are driven by development of innovative and user-friendly products with respect for the environment.

Our mission is to simplify for the installer and the people who use our solutions.

We like challenges and we are not afraid to try new paths. Our values identify Pmflex as a company and contribute strongly to our competitiveness.

We believe in being transparent and respectful to our company, colleagues and customers. To trust each other, to do their best and live up to the decisions that are made. We are always committed to create an inspiring and developing environment for both us and our customers, from how we act to the creation of our products. We strive for to always find ways to respect not only our values but also the world we live in.

Professionalism requires us to see, listen, analyze, always taking responsibility to deliver quality and the help that our customers need. We know that Professionalism is based on intuition. An intuition which allows us to see things that others miss.

The Pmflex team will help you throughout the project. Our strength is to guide you as a customer in an early stage to streamline all types of electrical installations and thus make them more efficient in terms of costs and time. We want to simplify your installation.



Prewired from Pmflex

xFlexWire

No uncoiling.
No twists.

xFlexWire

Pmflex

Provides excellent shock resistance, superior electrical performance, and superior flexibility. Also allows for easy installation and removal. No uncoiling and no twisting required. No uncoiling and no twisting required.

Pmflex

Provides excellent shock resistance, superior electrical performance, and superior flexibility. Also allows for easy installation and removal. No uncoiling and no twisting required. No uncoiling and no twisting required.

No uncoiling. No twists.
Pmflex

Innovation as a contributor to development

We strive to offer the market cutting-edge solutions, which meet the standards of safe, user-friendly, cost and time efficient installations. Our focus is to develop and produce the next generation of innovative solutions that simplify the installers working day. Why make it more complicated? We make it easier.

XROLLER



The unique construction with xRoller makes it possible with lengths up to 300 meters of pre-wired pliable conduits. The xRoller is incredibly easy to maneuver thanks to the fact that it rolls with the help of the bobbin and no extra wheels are needed. The installation becomes time efficient and the workload decreases with the long lengths and less carrying. You move the product in a simple way plus the unrolling works smoothly. There is no need to lift the bobbin up and it is easy to change it. xRoller is foldable, which simplifies transport considerably. Conduit waste is heavily reduced, compared to ordinary rolls.

COIL



The traditional coil, popular and easy to carry. Several articles are also available in shorter lengths than 100 meters, which are useful depending on the type of installation. This packaging solution has a low impact on the environment because of the light packing material.

COILPRO



CoilPro is a smart coil packaging solution that simplifies and significantly streamlines electrical installation with pre-wired pliable conduits. The product is coiled in a direction which means that no twists or knots occur during the extraction. The conduit becomes straight and easy to work with. The handle easily lifts the ring and by the time using, cut off the handle and pull the conduit up.

BOX



Our box is a smart packaging solution that simplifies and significantly streamlines electrical installation with pre-wired pliable conduits. The conduit is coiled in a direction which means that no twists or knots occur during the extraction. The conduit becomes straight and easy to work with. The box is treated and resists moisture, it is flexible and the user-friendly positioned handles make it easy to carry.



NEW PRODUCTION & DISTRIBUTION CENTER

Production for Northern Europe

Pmflex is building a new production and distribution center in Gothenburg. A natural step to continue creating innovative products is to get close to the customer.



By creating a production plant in Sweden we capitalize on the growth opportunities which we see in the Northern Europe.

To be close to the customer and with short transport routes it is the natural way to go.

Our state-of-the-art new factory in combination with a distribution center with the capacity to deliver to all our markets in Northern Europe create a short route between production and customer. With the modern facility, we take the lead in the green transition and meet the increased demand on sustainably produced products and deliveries.

The facility covers approximately 14,000 m² and will contain machinery for manufacturing, storage and loading areas as well as offices.

The building is regulated in terms of temperatures and humidity to meet the requirements of the manufacturing process. The new facility is to be certified according to ISO14000. On the roof solar cells will be installed and the car park has charging points for our entire electric carpark. Construction and excavation works have begun and the plant is planned to be put into operation during the 2023.




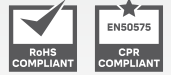
Approved packaging only returns in public service.
Installation: the cable winding is done to prevent the
cable's surface from being damaged and to prevent the
cable's surface from being damaged and to prevent the
cable's surface from being damaged.

Treat yourself to an even more comfortable installation with our pre-wired range


We offer a complete range of pre-wired conduits, with both energy cables and special cables, that allows you to implement any type of electrical installation in Europe. Our pre-wired conduits contain all kinds of cable and the conduits are also pre-lubricated, therefore, they can be easily fitted with additional cables. All the cables comply with the CPR standard, regulation 305/2011/EU for construction products, for the release of toxic gas and flame propagation. With our pre-wired conduits you can save time and labour costs: installation times are halved and one person can easily do the job alone.

xFlexWire - Pre-wired


Energy cables	page 42
LSZH Energy cables	page 44
Special cables	page 46



xFlexWire H07V-U Energy cables



xFlexWire H07V-K Energy cables




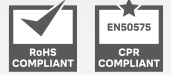
xFlexWire H07V-R Energy cables




xFlexWire FS17 Energy cables




xFlexWire Anti-electric fields cables



xFlexWire H07Z1-U LSZH Energy cables




xFlexWire H07Z1-K LSZH Energy cables




xFlexWire H07Z1-R LSZH Energy cables




xFlexWire FG17 LSZH Energy cables




xFlexWire H1Z2Z2-K Anti-UV cables




xFlexWire Data cables




xFlexWire Telecommunication cables




xFlexWire Alarm cables



xFlexWire Coaxial cables



xFlexWire Domestic cables



xWire is for you who like to have your cables in order

Our popular xWire box contains cables already combined, ready to be pulled and metrically marked. The products are ideal on buildings where both cable and box need to be durable and weatherproof. It is easy to extract the cable and then plug it back in the box, which means that the cable can be used from the start to the last meter. The range is available with both energy cables and special cables. The box with its handle and design is very user-friendly: it is stable, easy to stack and transport and it optimises space management. The box is made from 100% recyclable polypropylene. The cables are always flat and never curled up when they exit the box, and they are well protected against dust, atmospheric agents, impact during transportation and handling.



xFlex for you who want freedom of choice without compromising on speed.

The xFlex range includes pliable conduits with different features and for different applications. We have eco-friendly conduits made in polypropylene (Halogen Free, LSF0H and Eco Green), anti-uv and also PVC conduits. Our pliable conduits have a specially treated inside, which results in a faster and more efficient installation. Thanks to the user-friendly conduit, it will also be easier to feed in cables afterwards. Complementary couplings can be found under our segment xInstall.

xFlex - Pliable conduits

xSpeed HF	page 52
xSpeed HF UV	page 56
xSpeed HF ULTRA	page 58
xSpeed ECO GREEN	page 60
xHiSpeed	page 62
xSpeed	page 64
xSpeed SuperBlu	page 68
xSpeed SuperBlu Extra	page 70
xSpeed PVC	page 72
xSpeed PVC ICE -25	page 76
xSpeed PVC LIGHT	page 78
Spirex GUS	page 80

ICTA 34223 | ICTA 33433
 HF (Halogen Free)



COLOURS



xSpeed HF

xSpeed HF is the self-recovering pliable conduit, totally free of micro-holes. It can be used with cement and concrete, it is internally lubricated (diameter 16, 20 and 25 mm) and self-protected: it doesn't need concrete cover. The conduit is halogen free and made of environmentally friendly polypropylene. Available in diameters 16-63 mm, with or without traction wire.

APPLICATIONS

Outdoor	✗	Chased wall - Plasterboard	✓
Indoor	✓	Chased floor	✓
Exposed Installation	✗	False ceiling - Movable wall	✓
Liquid screed and concrete	✓	Prefab - Wood panels	✓

CHARACTERISTICS

LS - Low Smoke	IEC 61034-2
HF - Halogen Free	EN 50642, DIN VDE V 0604-2-100
0H - Zero Halogen	IEC 60754-1, IEC 60754-2
Fire resistance: non-flame propagating	EN 61386.1, EN 61386.22
Self-recovering (of at least 90% of original diameter)	EN 61386.1, EN 61386.22
Pre-lubricated	(Ø 16 mm, 20 mm, 25 mm)
Packed with 100% recyclable PE film	Yes
Compliant with Low Voltage Directive	LVD 2014/35/EU

SPECIFICATION (ICTA 34223)

Material	Polypropylene
Compression resistance	750N (23°C, +/- 2°C) - Medium - (3)
Resistance to impact	6J (IK08, EN 62262) - Heavy - (4)
Min. operating temperature	-5°C - (2)
Max. operating temperature	+90°C - (2)
Bending resistance	Pliable - Self-recovering - (3)
Insulation resistance	>100MΩ
Glow Wire Test (IEC EN 60695-2)	960°C









Quality marking











SPECIFICATION (ICTA 33433)

Material	Polypropylene
Compression resistance	750N (23°C, +/- 2°C) - Medium - (3)
Resistance to impact	2J (IK08, EN 62262) - Medium - (3)
Min. operating temperature	-25°C - (4)
Max. operating temperature	+105°C - (3)
Bending resistance	Pliable - Self-recovering - (3)
Insulation resistance	>100MΩ
Glow Wire Test (IEC EN 60695-2)	960°C
Quality marking	CE D FI N ÖVE S









16 mm xSpeed HF 750N

							
● RAL 7037	Coil	ICTAHF16	ICTAHF16F	16 mm	10,7 mm	100 m	6 600 m
● RAL 5017	Coil	ICTAHFA16	ICTAHFA16F	16 mm	10,7 mm	100 m	6 600 m
● RAL 7035	Coil	ICTAHFX16	ICTAHFX16F	16 mm	10,7 mm	100 m	6 600 m









20 mm xSpeed HF 750N

							
● RAL 7037	Coil	ICTAHF20	ICTAHF20F	20 mm	14,1 mm	100 m	5 600 m
● RAL 9004	Coil	ICTAHFN20	ICTAHFN20F	20 mm	14,1 mm	100 m	5 600 m
● RAL 5017	Coil	ICTAHFA20	ICTAHFA20F	20 mm	14,1 mm	100 m	5 600 m
● RAL 7035	Coil	ICTAHFX20	ICTAHFX20F	20 mm	14,1 mm	100 m	5 600 m
● RAL 6037	Coil	ICTAHFV20	ICTAHFV20F	20 mm	14,1 mm	100 m	5 600 m
● RAL 4008	Coil	ICTAHFVI20	ICTAHFVI20F	20 mm	14,1 mm	100 m	5 600 m
● RAL 8012	Coil	ICTAHFM20	ICTAHFM20F	20 mm	14,1 mm	100 m	5 600 m









25 mm xSpeed HF 750N

							
● RAL 7037	Coil	ICTAHF25	ICTAHF25F	25 mm	18,2 mm	100 m	3 600 m
● RAL 9004	Coil	ICTAHFN25	ICTAHFN25F	25 mm	18,2 mm	100 m	3 600 m
● RAL 5017	Coil	ICTAHFA25	ICTAHFA25F	25 mm	18,2 mm	100 m	3 600 m
● RAL 7035	Coil	ICTAHFX25	ICTAHFX25F	25 mm	18,2 mm	100 m	3 600 m
● RAL 6037	Coil	ICTAHFV25	ICTAHFV25F	25 mm	18,2 mm	100 m	3 600 m
● RAL 4008	Coil	ICTAHFVI25	ICTAHFVI25F	25 mm	18,2 mm	100 m	3 600 m
● RAL 8012	Coil	ICTAHFM25	ICTAHFM25F	25 mm	18,2 mm	100 m	3 600 m









32 mm xSpeed HF 750N

							
● RAL 7037	Coil	ICTAHF32	ICTAHF32F	32 mm	24,2 mm	50 m	1 800 m
● RAL 9004	Coil	ICTAHFN32	ICTAHFN32F	32 mm	24,2 mm	50 m	1 800 m
● RAL 5017	Coil	ICTAHFA32	ICTAHFA32F	32 mm	24,2 mm	50 m	1 800 m
● RAL 6037	Coil	ICTAHFV32	ICTAHFV32F	32 mm	24,2 mm	50 m	1 800 m









40 mm xSpeed HF 750N

							
● RAL 7037	Coil	ICTAHF4025	ICTAHF40F25	40 mm	32,4 mm	25 m	1 100 m
● RAL 7037	Coil	ICTAHF40	ICTAHF40F	40 mm	32,4 mm	50 m	1 400 m

50 mm xSpeed HF 750N

							
● RAL 7037	Coil	ICTAHF50	ICTAHF50F	50 mm	38,8 mm	25 m	800 m
● RAL 7037	Coil	ICTAHF5050	ICTAHF50F50	50 mm	38,8 mm	50 m	700 m

63 mm xSpeed HF 750N

							
● RAL 7037	Coil	ICTAHF63	ICTAHF63F	63 mm	51,5 mm	25 m	400 m



ICTANUV 34223
ANTI-UV HF (Halogen Free)



COLOURS



xSpeed HF UV

The Anti-UV pliable conduit is resistant to UV rays and atmospheric agents, suitable for outdoor installations and photovoltaic systems directly exposed to sunlight. The conduit is also ecological: Halogen Free according to European standard EN 50642.

APPLICATIONS

Outdoor	✓	Chased wall - Plasterboard	✓
Indoor	✓	Chased floor	✓
Exposed Installation	✓	False ceiling - Movable wall	✓
Liquid screed and concrete	✓	Prefab - Wood panels	✓

CHARACTERISTICS

Anti-UV	EN 50618:2015-12
LS - Low Smoke	IEC 61034-2
HF - Halogen Free	EN 50642, DIN VDE V 0604-2-100
OH - Zero Halogen	IEC 60754-1, IEC 60754-2
Fire resistance: non-flame propagating	EN 61386.1, EN 61386.22
Self-recovering (of at least 90% of original diameter)	EN 61386.1, EN 61386.22
Pre-lubricated	(Ø 16 mm, 20 mm, 25 mm)
Packed with 100% recyclable PE film	Yes
Compliant with Low Voltage Directive	LVD 2014/35/EU

SPECIFICATION

ICTA	34223
Material	Polypropylene
Compression resistance	750N (23°C, +/- 2°C) - Medium - (3)
Resistance to impact	6J (IK08, EN 62262) - Heavy - (4)
Min. operating temperature	-5°C - (2)
Max. operating temperature	+90°C - (2)
Bending resistance	Pliable - Self-recovering - (3)
Insulation resistance	>100MΩ
Glow Wire Test (IEC EN 60695-2)	960°C
Quality marking	

16 mm xSpeed HF UV 750N

							
● RAL 9004	Coil	ICTANUV16RT24		16 mm	10,7 mm	100 m	2 400 m

20 mm xSpeed HF UV 750N

							
● RAL 9004	Coil	ICTANUV20RT20		20 mm	14,1 mm	100 m	2 000 m

25 mm xSpeed HF UV 750N

							
● RAL 9004	Coil	ICTANUV25RT12		25 mm	18,2 mm	100 m	1 200 m


32 mm xSpeed HF UV 750N

							
● RAL 9004	Coil	ICTANUV3225RT24		32 mm	24,2 mm	25 m	600 m

40 mm xSpeed HF UV 750N

							
● RAL 9004	Coil	ICTANUV4025RT20		40 mm	32,4 mm	25 m	500 m

50 mm xSpeed HF UV 750N

							
● RAL 9004	Coil	ICTANUV5025RT8		50 mm	38,8 mm	25 m	200 m

ICHWN 33432
HF (Halogen Free)



COLOURS



xSpeed HF ULTRA

Extra resistant pliable conduit, totally free of micro-holes and internally lubricated in the diameters 16, 20 and 25 mm. It is compliant with the standards OVE-RICHTLINIE R14:2014, DIN VDE 0100-520:2013-06 and DIN VDE V 0604-2-100:2012-08. Highest compression: 25%, compared to 50% of traditional micro-hole-free conduits. Highest operating temperature: + 105°.

APPLICATIONS

Outdoor	✗	Chased wall - Plasterboard	✓
Indoor	✓	Chased floor	✓
Exposed Installation	✗	False ceiling - Movable wall	✓
Liquid screed and concrete	✓	Prefab - Wood panels	✓








CHARACTERISTICS

LS - Low Smoke	IEC 61034-2
HF - Halogen Free	EN 50642, DIN VDE V 0604-2-100
0H - Zero Halogen	IEC 60754-1, IEC 60754-2
Fire resistance: non-flame propagating	EN 61386.1, EN 61386.22
Pre-lubricated	(Ø 16 mm, 20 mm, 25 mm)
Metrically marked	Yes
Packed with 100% recyclable PE film	Yes
Compliant with OVE-RICHTLINIE R14:2014, DIN VDE 0100-520:2013-06, DIN VDE V 0604-2-100:2012-08	Yes
Compliant with Low Voltage Directive	LVD 2014/35/EU

SPECIFICATION

ICHW	33432
Material	Polypropylene
Compression resistance	750N (23°C, +/- 2°C) - Medium - (3)
Resistance to impact	2J (IK08, EN 62262) - Medium - (3)
Min. operating temperature	-25°C - (4)
Max. operating temperature	+105°C - (3)
Bending resistance	Pliable - (2)
Insulation resistance	>100MΩ
Glow Wire Test (IEC EN 60695-2)	960°C
Quality marking	CE

16 mm xSpeed HF ULTRA 750N

						
● RAL 9004	Coil	ICHWN16	16 mm	10,7 mm	100 m	6 600 m

20 mm xSpeed HF ULTRA 750N

						
● RAL 9004	Coil	ICHWN20	20 mm	14,1 mm	100 m	5 600 m


25 mm xSpeed HF ULTRA 750N

						
● RAL 9004	Coil	ICHWN25	25 mm	18,0 mm	100 m	3 600 m

32 mm xSpeed HF ULTRA 750N

						
● RAL 9004	Coil	ICHWN32	32 mm	23,9 mm	50 m	1 800 m

ICTAECO 34223
LSF0H (Low Smoke Flame Retardant Zero Halogen)



COLOURS



xSpeed ECO GREEN

The Eco Green conduit is made of recycled polypropylene and packed with bio-polyethylene film. The conduit is made up of at least 50% of post-consumer recycled material (PCR), so we can reduce CO₂ production by 40% compared to the use of 100% fossil PP. The roll packaging film is made up of at least 50% of bio-polyethylene originating from renewable raw materials. Both conduits and packaging film are 100% recyclable.

APPLICATIONS

Outdoor	✗	Chased wall - Plasterboard	✓
Indoor	✓	Chased floor	✓
Exposed Installation	✗	False ceiling - Movable wall	✓
Liquid screed and concrete	✓	Prefab - Wood panels	✓

CHARACTERISTICS

LS - Low Smoke	IEC 61034-2
OH - Zero Halogen	IEC 60754-1, IEC 60754-2
Fire resistance: non-flame propagating	EN 61386.1, EN 61386.22
Self-recovering (of at least 90% of original diameter)	EN 61386.1, EN 61386.22
Pre-lubricated	Yes
Packed with "Bio" film made of at least 50% of bio-polyethylene stemming from renewable raw materials	Yes
Compliant with Low Voltage Directive	LVD 2014/35/EU

SPECIFICATION

ICTA	34223
Material	Recycled Polypropylene (at least 50%)
Compression resistance	750N (23°C, +/- 2°C) - Medium - (3)
Resistance to impact	6J (IK08, EN 62262) - Heavy - (4)
Min. operating temperature	-5°C - (2)
Max. operating temperature	+90°C - (2)
Bending resistance	Pliable - Self-recovering - (3)
Insulation resistance	>100MΩ
Glow Wire Test (IEC EN 60695-2)	960°C
Quality marking	

16 mm xSpeed ECO GREEN 750N

							
● RAL 6004	Coil	ICTAECO16RT30	ICTAECO16FRT30	16 mm	10,7 mm	100 m	3 000 m

20 mm xSpeed ECO GREEN 750N

							
● RAL 6004	Coil	ICTAECO20RT24	ICTAECO20FRT24	20 mm	14,1 mm	100 m	2 400 m

25 mm xSpeed ECO GREEN 750N


							
● RAL 6004	Coil	ICTAECO25RT16	ICTAECO25FRT16	25 mm	18,2 mm	100 m	1 600 m

32 mm xSpeed ECO GREEN 750N

							
● RAL 6004	Coil	ICTAECO32RT16	ICTAECO32FRT16	32 mm	24,2 mm	50 m	800 m

ICTAQN 34223

LSF0H (Low Smoke Flame Retardant Zero Halogen)



COLOURS



xHiSpeed

The HiSpeed conduit is self-recovering, totally free of micro-holes and it can be used with cement and concrete. The conduit owns a very high slipperiness: its inner wall in polymers compound, reduces friction by 55% compared to common polypropylene conduits. It is also ecological: Low Smoke Flame retardant Zero Halogen (LSF0H). The coloured longitudinal line along the outer wall of the conduit indicates the size of the diameter: orange 16 mm, blue 20 mm and yellow 25 mm.

APPLICATIONS

Outdoor	✗	Chased wall - Plasterboard	✓
Indoor	✓	Chased floor	✓
Exposed Installation	✗	False ceiling - Movable wall	✓
Liquid screed and concrete	✓	Prefab - Wood panels	✓

CHARACTERISTICS

LS - Low Smoke	IEC 61034-2
OH - Zero Halogen	IEC 60754-1, IEC 60754-2
Fire resistance: non-flame propagating	EN 61386.1, EN 61386.22
Self-recovering (of at least 90% of original diameter)	EN 61386.1, EN 61386.22
Pre-lubricated	Yes
Packed with 100% recyclable PE film	Yes
Compliant with Low Voltage Directive	LVD 2014/35/EU

SPECIFICATION

ICTA	34223
Material	Polypropylene
Compression resistance	750N (23°C, +/- 2°C) - Medium - (3)
Resistance to impact	6J (IK08, EN 62262) - Heavy - (4)
Min. operating temperature	-5°C - (2)
Max. operating temperature	+90°C - (2)
Bending resistance	Pliable - Self-recovering - (3)
Insulation resistance	>100MΩ
Glow Wire Test (IEC EN 60695-2)	960°C
Quality marking	CE D FI M N ÖVE* S*

*ÖVE and Semko Certification also for 33433

3 coloured longitudinal lines along the wall indicate the diameter:







- orange
- light blue
- yellow

ø 16mm
ø 20mm
ø 25mm








16 mm xHiSpeed 750N

						
● RAL 9004	Coil	ICTAQN16	16 mm	10,7 mm	100 m	6 600 m

20 mm xHiSpeed 750N

						
● RAL 9004	Coil	ICTAQN20	20 mm	14,1 mm	100 m	6 000 m

25 mm xHiSpeed 750N

						
● RAL 9004	Coil	ICTAQN25	25 mm	18,2 mm	100 m	3 600 m

ICTA 34223 | ICTA 33433
 Low Smoke Flame Retardant Zero Halogen



COLOURS



xSpeed

xSpeed is the self-recovering pliable conduit, totally free of micro-holes. It can be used with cement and concrete, it is internally lubricated (diameter 16, 20 and 25 mm) and self-protected: it doesn't need concrete cover. The conduit is LSF0H (Low Smoke Flame retardant Zero Halogen) and made of polypropylene. Available in diameters 16-63 mm, with or without traction wire.

APPLICATIONS

Outdoor	✗	Chased wall - Plasterboard	✓
Indoor	✓	Chased floor	✓
Exposed Installation	✗	False ceiling - Movable wall	✓
Liquid screed and concrete	✓	Prefab - Wood panels	✓

CHARACTERISTICS

LS - Low Smoke	IEC 61034-2
OH - Zero Halogen	IEC 60754-1, IEC 60754-2
Fire resistance: non-flame propagating	EN 61386.1, EN 61386.22
Self-recovering (of at least 90% of original diameter)	EN 61386.1, EN 61386.22
Pre-lubricated	(Ø 16 mm, 20 mm, 25 mm)
Packed with 100% recyclable PE film	Yes
Compliant with Low Voltage Directive	LVD 2014/35/EU

SPECIFICATION (ICTA 34223)

Material	Polypropylene
Compression resistance	750N (23°C, +/- 2°C) - Medium - (3)
Resistance to impact	6J (IK08, EN 62262) - Heavy - (4)
Min. operating temperature	-5°C - (2)
Max. operating temperature	+90°C - (2)
Bending resistance	Pliable - Self-recovering - (3)
Insulation resistance	>100MΩ
Glow Wire Test (IEC EN 60695-2)	960°C









Quality marking











SPECIFICATION (ICTA 33433)

Material	Polypropylene
Compression resistance	750N (23°C, +/- 2°C) - Medium - (3)
Resistance to impact	2J (IK08, EN 62262) - Medium - (3)
Min. operating temperature	-25°C - (4)
Max. operating temperature	+105°C - (3)
Bending resistance	Pliable - Self-recovering - (3)
Insulation resistance	>100MΩ
Glow Wire Test (IEC EN 60695-2)	960°C
Quality marking	CE D FI N ÖVE S









16 mm xSpeed 750N

							
● RAL 7037	Coil	ICTA16	ICTA16F	16 mm	10,7 mm	100 m	6 600 m
● RAL 5017	Coil	ICTAA16	ICTAA16F	16 mm	10,7 mm	100 m	6 600 m









20 mm xSpeed 750N

							
● RAL 7037	Coil	ICTA20	ICTA20F	20 mm	14,1 mm	100 m	5 600 m
● RAL 9004	Coil	ICTAN20	ICTAN20F	20 mm	14,1 mm	100 m	5 600 m
● RAL 5017	Coil	ICTAA20	ICTAA20F	20 mm	14,1 mm	100 m	5 600 m
● RAL 6037	Coil	ICTAV20	ICTAV20F	20 mm	14,1 mm	100 m	5 600 m
● RAL 4008	Coil	ICTAVI20	ICTAVI20F	20 mm	14,1 mm	100 m	5 600 m
● RAL 8012	Coil	ICTAM20	ICTAM20F	20 mm	14,1 mm	100 m	5 600 m
● RAL 7035	Coil	ICTAX20	-	20 mm	14,1 mm	100 m	5 600 m









25 mm xSpeed 750N

							
● RAL 7037	Coil	ICTA25	ICTA25F	25 mm	18,2 mm	100 m	3 600 m
● RAL 9004	Coil	ICTAN25	ICTAN25F	25 mm	18,2 mm	100 m	3 600 m
● RAL 5017	Coil	ICTAA25	ICTAA25F	25 mm	18,2 mm	100 m	3 600 m
● RAL 6037	Coil	ICTAV25	ICTAV25F	25 mm	18,2 mm	100 m	3 600 m
● RAL 4008	Coil	ICTAVI25	ICTAVI25F	25 mm	18,2 mm	100 m	3 600 m
● RAL 8012	Coil	ICTAM25	ICTAM25F	25 mm	18,2 mm	100 m	3 600 m
● RAL 7035	Coil	ICTAX25	-	25 mm	18,2 mm	100 m	3 600 m









32 mm xSpeed 750N

							
● RAL 7037	Coil	ICTA32	ICTA32F	32 mm	24,2 mm	50 m	1 800 m
● RAL 9004	Coil	ICTAN32	ICTAN32F	32 mm	24,2 mm	50 m	1 800 m
● RAL 5017	Coil	ICTAA32	ICTAA32F	32 mm	24,2 mm	50 m	1 800 m
● RAL 6037	Coil	ICTAV32	ICTAV32F	32 mm	24,2 mm	50 m	1 800 m







40 mm xSpeed 750N

							
● RAL 7037	Coil	ICTA4025	ICTA40F25	40 mm	32,4 mm	25 m	1 100 m
● RAL 7037	Coil	ICTA40	ICTA40F	40 mm	32,4 mm	50 m	1 400 m

50 mm xSpeed 750N


							
● RAL 7037	Coil	ICTA50	ICTA50F	50 mm	38,8 mm	25 m	800 m
● RAL 7037	Coil	ICTA5050	ICTA50F50	50 mm	38,8 mm	50 m	700 m

63 mm xSpeed 750N

							
● RAL 7037	Coil	ICTA63	ICTA63F	63 mm	51,5 mm	25 m	400 m



ICTAAM 34323
1000N / -15°C
Fire Index: 5.2



COLOURS



xSpeed SuperBlu®

The SuperBlu conduit has high flexibility and very high compression resistance: it is tested at 1000N. The conduit is self-recovering and totally free of micro-holes, therefore it can be used with cement and concrete. Furthermore, it is also internally lubricated (diameters 16, 20, 25 mm), metrically marked (diameters 16, 20, 25 mm) and environmentally friendly (Low Smoke Flame retardant Zero Halogen). SuperBlu is the only ESTI and IMQ certified conduit resistant to temperatures of -15°C and to shocks of 6 Joules.

APPLICATIONS

Outdoor	✗	Chased wall - Plasterboard	✓
Indoor	✓	Chased floor	✓
Exposed Installation	✗	False ceiling - Movable wall	✓
Liquid screed and concrete	✓	Prefab - Wood panels	✓

CHARACTERISTICS

LS - Low Smoke	IEC 61034-2
OH - Zero Halogen	IEC 60754-1, IEC 60754-2
Fire resistance: non-flame propagating	EN 61386.1, EN 61386.22
Self-recovering (of at least 90% of original diameter)	EN 61386.1, EN 61386.22
Pre-lubricated	(Ø 16 mm, 20 mm, 25 mm)
Metrically marked	(Ø 16 mm, 20 mm, 25 mm)
Packed with 100% recyclable PE film	Yes
Compliant with Low Voltage Directive	LVD 2014/35/EU


















































SPECIFICATION

ICTA	34323
Material	Polypropylene
Compression resistance	Tested at 1000N (23°C, +/- 2°C) - Medium - (3)
Resistance to impact	6J (IK10, EN 62262) - Heavy - (4)
Min. operating temperature	-15°C - (3)
Max. operating temperature	+90°C - (2)
Bending resistance	Pliable - Self-recovering - (3)
Insulation resistance	>100MΩ
Glow Wire Test (IEC EN 60695-2)	960°C
Quality marking	CE M S

■ 230V/Energy cables
■ TV/Coaxial cables
■ Phone cables

■ Thermostat
■ Low voltage/Data transmission cables

■ Special installations
■ Dark colour ceilings

16 mm xSpeed SuperBlu® 1000N							
							
● RAL 5015	Coil	ICTAAM16	16 mm	10,7 mm	100 m	6 600 m	
20 mm xSpeed SuperBlu® 1000N							
							
● RAL 5015	Coil	ICTAAM20	20 mm	13,9 mm	100 m	5 600 m	
● RAL 9004	Coil	ICTAAMN20	20 mm	13,9 mm	100 m	5 600 m	
● RAL 6037	Coil	ICTAAMV20	20 mm	13,9 mm	100 m	5 600 m	
● RAL 4008	Coil	ICTAAMVI20	20 mm	13,9 mm	100 m	5 600 m	
● RAL 8012	Coil	ICTAAMM20	20 mm	13,9 mm	100 m	5 600 m	
● RAL 3028	Coil	ICTAAMR20	20 mm	13,9 mm	100 m	5 600 m	
● RAL 1018	Coil	ICTAAMGI20	20 mm	13,9 mm	100 m	5 600 m	
25 mm xSpeed SuperBlu® 1000N							
							
● RAL 5015	Coil	ICTAAM25	25 mm	18,2 mm	100 m	3 600 m	
● RAL 9004	Coil	ICTAAMN25	25 mm	18,2 mm	100 m	3 600 m	
● RAL 6037	Coil	ICTAAMV25	25 mm	18,2 mm	100 m	3 600 m	
● RAL 4008	Coil	ICTAAMVI25	25 mm	18,2 mm	100 m	3 600 m	
● RAL 8012	Coil	ICTAAMM25	25 mm	18,2 mm	100 m	3 600 m	
● RAL 3028	Coil	ICTAAMR25	25 mm	18,2 mm	100 m	3 600 m	
● RAL 1018	Coil	ICTAAMGI25	25 mm	18,2 mm	100 m	3 600 m	
32 mm xSpeed SuperBlu® 1000N							
							
● RAL 5015	Coil	ICTAAM32	32 mm	24,2 mm	50 m	1 800 m	
● RAL 4008	Coil	ICTAAMVI32	32 mm	24,2 mm	50 m	1 800 m	
40 mm xSpeed SuperBlu® 1000N							
							
● RAL 5015	Coil	ICTAAM4025	40 mm	32,4 mm	25 m	1 100 m	
● RAL 5015	Coil	ICTAAM40	40 mm	32,4 mm	50 m	1 400 m	
50 mm xSpeed SuperBlu® 1000N							
							
● RAL 5015	Coil	ICTAAM50	50 mm	38,0 mm	50 m	700 m	
● RAL 5015	Coil	ICTAAM5025	50 mm	38,0 mm	25 m	675 m	
63 mm xSpeed SuperBlu® 1000N							
							
● RAL 5015	Coil	ICTAAM63	63 mm	51,5 mm	25 m	400 m	

ICTHX 43433
1250N



COLOURS



xSpeed SuperBlu® Extra

The Pmflex SuperBlu Extra conduit has an exceptional compression resistance: 1250 N. The conduit is self-recovering and totally free of micro-holes, therefore it can be used with cement and concrete. Furthermore, it is also internally lubricated (diameters 20 and 25 mm), metrically marked (diameters 20 and 25 mm) and environmentally friendly (Low Smoke Flame retardant Zero Halogen). SuperBlu Extra is ideal for installation in summer, when outside temperatures become higher and the conduit is subject to greater stress. The color of the conduit is light grey (RAL 7035).

APPLICATIONS

Outdoor	✗	Chased wall - Plasterboard	✓
Indoor	✓	Chased floor	✓
Exposed Installation	✗	False ceiling - Movable wall	✓
Liquid screed and concrete	✓	Prefab - Wood panels	✓






CHARACTERISTICS

LS - Low Smoke	IEC 61034-2
OH - Zero Halogen	IEC 60754-1, IEC 60754-2
Fire resistance: non-flame propagating	EN 61386.1, EN 61386.22
Self-recovering (of at least 90% of original diameter)	EN 61386.1, EN 61386.22
Pre-lubricated	(Ø 20 mm, 25 mm)
Metrically marked	Yes
Packed with 100% recyclable PE film	Yes
Compliant with Low Voltage Directive	LVD 2014/35/EU



SPECIFICATION

ICTA	43433
Material	Polypropylene
Compression resistance	1250N (23°C, +/- 2°C) - Heavy - (4)
Resistance to impact	2J (IK10, EN 62262) - Medium - (3)
Min. operating temperature	-25°C - (4)
Max. operating temperature	+105°C - (3)
Bending resistance	Pliable - Self-recovering - (3)
Insulation resistance	>100MΩ
Glow Wire Test (IEC EN 60695-2)	960°C
Quality marking	CE



20 mm xSpeed SuperBlu® Extra 1250N

						
● RAL 7035	Coil	ICTHX20	20 mm	13,8 mm	100 m	5 600 m

25 mm xSpeed SuperBlu® Extra 1250N

						
● RAL 7035	Coil	ICTHX25	25 mm	18,0 mm	100 m	3 600 m

32 mm xSpeed SuperBlu® Extra 1250N

						
● RAL 7035	Coil	ICTHX32	32 mm	23,9 mm	50 m	1 800 m

40 mm xSpeed SuperBlu® Extra 1250N

						
● RAL 7035	Coil	ICTHX40	40 mm	32,0 mm	50 m	1 400 m

IPC 33212



COLOURS



xSpeed PVC

The xSpeed PVC conduit is ideal in standard installations that do not require the use of LSF0H materials; it is not suitable with liquid concrete and reinforced concrete. The conduit is made with ecological PVC and it is also internally lubricated.

APPLICATIONS

Outdoor	✗	Chased wall - Plasterboard*	✓
Indoor	✓	Chased floor*	✓
Exposed Installation	✗	False ceiling - Movable wall*	✓
Liquid screed and concrete	✗	Prefab - Wood panels*	✓

* Only for electrical installations that do not require HF/LSF0H conduit systems.









CHARACTERISTICS

Fire resistance: non-flame propagating	EN 61386.1, EN 61386.22
Pre-lubricated	(Ø 16 mm, 20 mm, 25 mm)
Packed with 100% recyclable PE film	Yes
Compliant with Low Voltage Directive	LVD 2014/35/EU









SPECIFICATION

IPC	33212
Material	PVC
Compression resistance	750N (23°C, +/- 2°C) - Medium - (3)
Resistance to impact	2J (IK07, EN 62262) - Medium - (3)
Min. operating temperature	-5°C - (2)
Max. operating temperature	+60°C - (1)
Bending resistance	Pliable - (2)
Insulation resistance	>100MΩ
Glow Wire Test (IEC EN 60695-2)	960°C
Quality marking	CE, TÜV, UL









16 mm xSpeed PVC 750N

							
● RAL 9004	Coil	IPCN16	IPCN16F	16 mm	10,7 mm	100 m	6 000 m
● RAL 1013	Coil	IPCX16	IPCX16F	16 mm	10,7 mm	100 m	2 800 m
● RAL 5015	Coil	IPCA16	IPCA16F	16 mm	10,7 mm	100 m	2 800 m
● RAL 8012	Coil	IPCM16	IPCM16F	16 mm	10,7 mm	100 m	2 800 m
● RAL 6037	Coil	IPCV16	IPCV16F	16 mm	10,7 mm	100 m	2 800 m
● RAL 4008	Coil	IPCVI16	IPCVI16F	16 mm	10,7 mm	100 m	2 800 m
● RAL 7035	Coil	ICAG16	-	16 mm	10,7 mm	100 m	6 000 m









20 mm xSpeed PVC 750N

							
● RAL 9004	Coil	IPCN20	IPCN20F	20 mm	14,1 mm	100 m	5 200 m
● RAL 1013	Coil	IPCX20	IPCX20F	20 mm	14,1 mm	100 m	2 400 m
● RAL 5015	Coil	IPCA20	IPCA20F	20 mm	14,1 mm	100 m	2 400 m
● RAL 8012	Coil	IPCM20	IPCM20F	20 mm	14,1 mm	100 m	2 400 m
● RAL 6037	Coil	IPCV20	IPCV20F	20 mm	14,1 mm	100 m	2 400 m
● RAL 4008	Coil	IPCVI20	IPCVI20F	20 mm	14,1 mm	100 m	2 400 m
● RAL 7035	Coil	ICAG20	-	20 mm	14,1 mm	100 m	5 200 m









25 mm xSpeed PVC 750N

							
● RAL 9004	Coil	IPCN25	IPCN25F	25 mm	18,2 mm	50 m	2 800 m
● RAL 1013	Coil	IPCX25	IPCX25F	25 mm	18,2 mm	50 m	1 200 m
● RAL 5015	Coil	IPCA25	IPCA25F	25 mm	18,2 mm	50 m	1 200 m
● RAL 8012	Coil	IPCM25	IPCM25F	25 mm	18,2 mm	50 m	1 200 m
● RAL 6037	Coil	IPCV25	IPCV25F	25 mm	18,2 mm	50 m	1 200 m
● RAL 4008	Coil	IPCVI25	IPCVI25F	25 mm	18,2 mm	50 m	1 200 m
● RAL 7035	Coil	ICAG25	-	25 mm	18,2 mm	50 m	2 800 m

32 mm xSpeed PVC 750N

							
● RAL 9004	Coil	IPCN32	IPCN32F	32 mm	24,2 mm	25 m	1 800 m
● RAL 1013	Coil	IPCX32	IPCX32F	32 mm	24,2 mm	25 m	900 m
● RAL 5015	Coil	IPCA32	IPCA32F	32 mm	24,2 mm	25 m	900 m
● RAL 8012	Coil	IPCM32	IPCM32F	32 mm	24,2 mm	25 m	900 m
● RAL 6037	Coil	IPCV32	IPCV32F	32 mm	24,2 mm	25 m	900 m
● RAL 4008	Coil	IPCVI32	IPCVI32F	32 mm	24,2 mm	25 m	900 m
● RAL 7035	Coil	ICAG32	-	32 mm	24,2 mm	25 m	1 800 m


40 mm xSpeed PVC 750N

								
● RAL 9004	Coil	IPCN40	-		40 mm	32,4 mm	25 m	1 075 m

50 mm xSpeed PVC 750N

								
● RAL 9004	Coil	IPCN50	-		50 mm	41,2 mm	25 m	800 m

63 mm xSpeed PVC 750N

								
● RAL 9004	Coil	IPCN63	-		63 mm	50,6 mm	25 m	-



LOFT

HYATT REGENC

We believe in
transparency.

ICE 33412



COLOURS



xSpeed PVC ICE -25

The xSpeed PVC ICE -25 has a very high resistance at low temperatures: -25°C. It is made in PVC and its colour is grey (RAL 7037).

APPLICATIONS

Outdoor	✗	Chased wall - Plasterboard**	✓
Indoor	✓	Chased floor**	✓
Exposed Installation*	✗	False ceiling - Movable wall**	✓
Liquid screed and concrete**	✓	Prefab - Wood panels**	✓

*Check local regulations.

** Only for electrical installations that do not require HF/LSF0H conduit systems.



CHARACTERISTICS

Fire resistance: non-flame propagating	EN 61386.1, EN 61386.22
Pre-lubricated	(Ø 16 mm, 20 mm, 25 mm)
Packed with 100% recyclable PE film	Yes
Compliant with Low Voltage Directive	LVD 2014/35/EU

SPECIFICATION

ICE	33412
Material	PVC
Compression resistance	750N (23°C, +/- 2°C) - Medium - (3)
Resistance to impact	2J (IK08, EN 62262) - Medium - (3)
Min. operating temperature	-25°C - (4)
Max. operating temperature	+60°C - (1)
Bending resistance	Pliable - (2)
Insulation resistance	>100MΩ
Quality marking	CE







16 mm xSpeed PVC ICE -25 750N

							
● RAL 7037	Coil	ICE16	ICE16F	16 mm	10,7 mm	50 m	7 650 m





20 mm xSpeed PVC ICE -25 750N

							
● RAL 7037	Coil	ICE20	ICE20F	20 mm	14,1 mm	50 m	4 200 m









25 mm xSpeed PVC ICE -25 750N

							
● RAL 7037	Coil	ICE25	ICE25F	25 mm	18,2 mm	50 m	2 800 m





32 mm xSpeed PVC ICE -25 750N

							
● RAL 7037	Coil	ICE32	ICE32F	32 mm	24,2 mm	25 m	1 800 m

40 mm xSpeed PVC ICE -25 750N

							
● RAL 7037	Coil	ICE40	-	40 mm	32,4 mm	25 m	1 075 m

50 mm xSpeed PVC ICE -25 750N

							
● RAL 7037	Coil	ICE50	-	50 mm	41,2 mm	25 m	800 m

IPS 22212



COLOURS



xSpeed PVC LIGHT

The xSpeed PVC LIGHT is the light class conduit. It is ideal in standard installations that do not require the use of LSF0H materials and it is not suitable with liquid concrete and reinforced concrete. Made with ecological PVC and available with or without traction wire.

APPLICATIONS

Outdoor	✗	Chased wall - Plasterboard*	✓
Indoor	✓	Chased floor	✗
Exposed Installation	✗	False ceiling - Movable wall*	✓
Liquid screed and concrete	✗	Prefab - Wood panels*	✓







* Only for electrical installations that do not require HF/LSF0H conduit systems.

CHARACTERISTICS

Fire resistance: non-flame propagating	EN 61386.1, EN 61386.22
Packed with 100% recyclable PE film	Yes
Compliant with Low Voltage Directive	LVD 2014/35/EU

SPECIFICATION

IPS	22212
Material	PVC
Compression resistance	320N (23°C, +/- 2°C) - Light - (2)
Resistance to impact	1J - Light - (2)
Min. operating temperature	-5°C - (2)
Max. operating temperature	+60°C - (1)
Bending resistance	Pliable - (2)
Insulation resistance	>100MΩ
Quality marking	CE OVE OVE

16 mm xSpeed PVC LIGHT 320N							
							
● RAL 7035	Coil	IPS16	IPS16F	16 mm	10,7 mm	50 m	7 650 m
20 mm xSpeed PVC LIGHT 320N							
							
● RAL 7035	Coil	IPS20	IPS20F	20 mm	14,1 mm	50 m	4 200 m
25 mm xSpeed PVC LIGHT 320N							
							
● RAL 7035	Coil	IPS25	IPS25F	25 mm	18,2 mm	50 m	2 600 m
32 mm xSpeed PVC LIGHT 320N							
							
● RAL 7035	Coil	IPS32	IPS32F	32 mm	24,2 mm	25 m	1 800 m
40 mm xSpeed PVC LIGHT 320N							
							
● RAL 7035	Coil	IPS40	-	40 mm	32,4 mm	25 m	1 075 m
50 mm xSpeed PVC LIGHT 320N							
							
● RAL 7035	Coil	IPS50	-	50 mm	41,2 mm	25 m	800 m

2311



COLOURS



Spirex GUS
































































Spiralled flexible sheaths 2311. It is lead-free (ROHS compliant) and it has a watertight system: protection degree IP65 if used with fittings RAI-RAG-RAP and IP66 with fittings RK.




































CHARACTERISTICS

Fire resistance: non-flame propagating	EN 61386.1, EN 61386.22
Packed with 100% recyclable PE film	Yes
Compliant with Low Voltage Directive	LVD 2014/35/EU

SPECIFICATION

	2311
Material	PVC
Compression resistance	320N (23°C, +/- 2°C) - Light - (2)
Resistance to impact	2J - Medium - (3)
Min. operating temperature	+5°C - (1)
Max. operating temperature	+60°C - (1)
Quality marking	CE

8 mm Spirex							
							
● RAL 7035	Coil	GUS8G		12,1 mm	8 mm	30 m	6 840 m
10 mm Spirex							
							
● RAL 7035	Coil	GUS10G		14,7 mm	10 mm	30 m	6 840 m
12 mm Spirex							
							
● RAL 7035	Coil	GUS12G		16,4 mm	12 mm	30 m	5 940 m
● RAL 9005	Coil	GUS12N		16,4 mm	12 mm	30 m	5 940 m
14 mm Spirex							
							
● RAL 7035	Coil	GUS14G		18,9 mm	14 mm	30 m	5 400 m
16 mm Spirex							
							
● RAL 7035	Coil	GUS16G		20,7 mm	16 mm	30 m	5 400 m
● RAL 9005	Coil	GUS16N		20,7 mm	16 mm	30 m	5 400 m
20 mm Spirex							
							
● RAL 7035	Coil	GUS20G		25,0 mm	20 mm	30 m	4 320 m
● RAL 9005	Coil	GUS20N		25,0 mm	20 mm	30 m	4 320 m
22 mm Spirex							
							
● RAL 7035	Coil	GUS22G		27,0 mm	22 mm	30 m	2 400 m
25 mm Spirex							
							
● RAL 7035	Coil	GUS25G		30,6 mm	25 mm	30 m	2 100 m
● RAL 9005	Coil	GUS25N		30,6 mm	25 mm	30 m	2 100 m
28 mm Spirex							
							
● RAL 7035	Coil	GUS28G		33,5 mm	28 mm	30 m	1 950 m

32 mm Spirex							
							
● RAL 7035	Coil	GUS32G	38,0 mm	32 mm	30 m	1 800 m	
● RAL 9005	Coil	GUS32N	38,0 mm	32 mm	30 m	1 800 m	
35 mm Spirex							
							
● RAL 7035	Coil	GUS35G	41,0 mm	35 mm	30 m	1 440 m	
40 mm Spirex							
							
● RAL 7035	Coil	GUS40G	46,4 mm	40 mm	30 m	1 440 m	
50 mm Spirex							
							
● RAL 7035	Coil	GUS50G	57,2 mm	50 mm	30 m	660 m	
60 mm Spirex							
							
● RAL 7035	Coil	GUS60G	68,0 mm	60 mm	30 m	300 m	



Spirex RAG/RAI/RAP

Fittings for Spirex 2311 and box connection.





They are compliant with the European standards EN 61386.1 and EN 61386.23 and they are grey (RAL 7035). These articles are available also in black colour: the code changes, by replacing the final letter G with "N".


- ▶ IP65
- ▶ Grey (RAL 7035)
- ▶ Available also in black colour

SPECIFICATION

Material	PVC
Resistance to the penetration of solid objects	Dust-tight - (6)
Resistance to water penetration	Protected against water jets - (5)
IP protection rating	IP65
Fire resistance: non-flame propagating	Yes
Standard	EN 61386.1, EN 61386.23, EN 60423
Glow Wire Test (IEC EN 60695-2)	750°C
Compliant with Low Voltage Directive	LVD 2014/35/EU
Quality marking	

Spirex RAG/RAI/RAP

	Gas lead	 Metric lead	PG lead	 for Spirex	
● RAL 7035	RAG10G 1/4"	RAI12G 12X1,5	RAP10PG9	10 mm	25 pcs
● RAL 7035	RAG12G 3/8"	RAI16G 16X1,5	RAP12PG11 RAP12PG13	12 mm	25 pcs
● RAL 7035	RAG14G 1/2"		RAP14PG13	14 mm	25 pcs
● RAL 7035	RAG16G 1/2"	RAI20G 20X1,5	RAP16PG13 RAP16PG16	16 mm	25 pcs
● RAL 7035	RAG20G 3/4"	RAI25G 25X1,5	RAP20PG21	20 mm	25 pcs
● RAL 7035	RAG22G 3/4"		RAP22PG21	22 mm	25 pcs
● RAL 7035	RAG25G 1"	RAI32G 32X1,5	RAP25PG29	25 mm	10 pcs
● RAL 7035	RAG28G 1"		RAP28PG29	28 mm	10 pcs
● RAL 7035	RAG32G 1,1/4"	RAI40G 40X1,5	RAP32PG36	32 mm	10 pcs
● RAL 7035	RAG35G 1,1/4"		RAP35PG36	35 mm	10 pcs
● RAL 7035	RAG40G 1,1/2"	RAI50G 50X1,5		40 mm	10 pcs
● RAL 7035	RAG50G 2"	RAI63G 63X1,5		50 mm	10 pcs



A complete range of rigid pipes for all types of installations

The xRigid range includes several different types of rigid installation pipes with different strengths to suit all types of installations. We have Halogen Free pipes, medium and light class, anti-uv, and PVC pipes.

The pipes can be bent using a standard bendable spring. A complete range of accessories for rigid pipes is available under our segment xInstall, for a consistent and complete installation.

xRigid - Rigid Pipes

Rigid Pipes HF UV 750N	page 86
Rigid Pipes HF 750N	page 88
Rigid Pipes HF 320N	page 90
Rigid Pipes PVC 750N	page 92
Rigid Pipes PVC 320N	page 94

RIGID IRLHF 33431 Anti-UV
Medium Class



Rigid Pipes HF UV 750N

Anti-UV rigid pipes resistant to UV rays and atmospheric agents, suitable for outdoor installations and photovoltaic systems directly exposed to sunlight.

The pipes are approved for installation within -25°C to 105°C and they are also ecological: Halogen Free according to European standard EN 50642.

APPLICATIONS

Outdoor	✓	Chased wall - Plasterboard	✓
Indoor	✓	Chased floor	✓
Exposed Installation	✓	False ceiling - Movable wall	✓
Liquid screed and concrete*	✓	Prefab - Wood panels	✓

* To be used with connectors IP67 only (PM "smart line").


CHARACTERISTICS

Anti-UV	EN 50618:2015-12
LS - Low Smoke	IEC 61034-2
HF - Halogen Free	EN 50642
OH - Zero Halogen	IEC 60754-1, IEC 60754-2
Fire resistance: non-flame propagating	EN 61386.1, EN 61386.22
Packed with 100% recyclable PE film	Yes
Compliant with Low Voltage Directive	LVD 2014/35/EU

SPECIFICATION

IRLHFUV	33431
Material	Polyolefin
Compression resistance	750N (23°C, +/- 2°C) - Medium - (3)
Resistance to impact	2J (IK08, EN 62262) - Medium - (3)
Min. operating temperature	-25°C - (4)
Max. operating temperature	+105°C - (3)
Bending resistance	Rigid - (1)
Insulation resistance	>100MΩ
Glow Wire Test (IEC EN 60695-2)	960°C
Quality marking	CE D F M N S £








16 mm Rigid Pipes HF UV 750N

						
● RAL 9004	IRLHFUV16	16 mm	12,0 mm	3 m	102 m	7 854 m






20 mm Rigid Pipes HF UV 750N

						
● RAL 9004	IRLHFUV20	20 mm	15,5 mm	3 m	102 m	4 590 m








25 mm Rigid Pipes HF UV 750N

						
● RAL 9004	IRLHFUV25	25 mm	20,4 mm	3 m	60 m	3 240 m




32 mm Rigid Pipes HF UV 750N

						
● RAL 9004	IRLHFUV32	32 mm	27,4 mm	3 m	30 m	1 890 m

40 mm Rigid Pipes HF UV 750N

						
● RAL 9004	IRLHFUV40	40 mm	34,7 mm	3 m	30 m	1 200 m

50 mm Rigid Pipes HF UV 750N

						
● RAL 9004	IRLHFUV50	50 mm	44,2 mm	3 m	15 m	600 m

RIGID IRLHF 33431
Medium Class



Rigid Pipes HF 750N

Medium class rigid pipes made in polyolefin and ecological: Halogen Free according to European standard EN 50642. They are ideal for exposed eco-compatible installations (interior walls and ceilings) and they are hot bendable for diameter 16, 20 and 25 mm with bending spring MOPI. The colour of the pipes is light grey (RAL 7035).

APPLICATIONS

Outdoor	✗	Chased wall - Plasterboard	✓
Indoor	✓	Chased floor	✓
Exposed Installation	✓	False ceiling - Movable wall	✓
Liquid screed and concrete*	✓	Prefab - Wood panels	✓








* To be used with connectors IP67 only (PM "smart line").








CHARACTERISTICS








LS - Low Smoke	IEC 61034-2
HF - Halogen Free	EN 50642
OH - Zero Halogen	IEC 60754-1, IEC 60754-2
Fire resistance: non-flame propagating	EN 61386.1, EN 61386.22
Packed with 100% recyclable PE film	Yes
Compliant with Low Voltage Directive	LVD 2014/35/EU








SPECIFICATION








IRLHF	33431
Material	Polyolefin
Compression resistance	750N (23°C, +/- 2°C) - Medium - (3)
Resistance to impact	2J (IK10, EN 62262) - Medium - (3)
Min. operating temperature	-25°C - (4)
Max. operating temperature	+105°C - (3)
Bending resistance	Rigid - (1)
Insulation resistance	>100MΩ
Glow Wire Test (IEC EN 60695-2)	960°C
Quality marking	








16 mm Rigid Pipes HF 750N						
						
● RAL 7035	IRLHF16	16 mm	12,0 mm	3 m	102 m	7 854 m

20 mm Rigid Pipes HF 750N						
						
● RAL 7035	IRLHF20	20 mm	15,5 mm	3 m	102 m	4 590 m

25 mm Rigid Pipes HF 750N						
						
● RAL 7035	IRLHF25	25 mm	20,4 mm	3 m	60 m	3 240 m

32 mm Rigid Pipes HF 750N						
						
● RAL 7035	IRLHF32	32 mm	27,4 mm	3 m	30 m	1 890 m

40 mm Rigid Pipes HF 750N						
						
● RAL 7035	IRLHF40	40 mm	34,7 mm	3 m	30 m	1 200 m

50 mm Rigid Pipes HF 750N						
						
● RAL 7035	IRLHF50	50 mm	44,2 mm	3 m	15 m	600 m

RIGID IRSHF 23431
Light Class



Rigid Pipes HF 320N

Light class rigid pipes made in polyolefin and ecological: Halogen Free according to European standard EN 50642. They are ideal for exposed eco-compatible installations (interior walls and ceilings) and they are hot bendable for diameter 16, 20 and 25 mm with bending spring MOPI. The colour of the pipes is white (RAL 9003).

APPLICATIONS		
Outdoor	✗	Chased wall - Plasterboard ✓
Indoor	✓	Chased floor ✗
Exposed Installation	✓	False ceiling - Movable wall ✓
Liquid screed and concrete	✗	Prefab - Wood panels ✓

CHARACTERISTICS

LS - Low Smoke	IEC 61034-2
HF - Halogen Free	EN 50642
0H - Zero Halogen	IEC 60754-1, IEC 60754-2
Fire resistance: non-flame propagating	EN 61386.1, EN 61386.22
Packed with 100% recyclable PE film	Yes
Compliant with Low Voltage Directive	LVD 2014/35/EU

SPECIFICATION

IRSHF	23431
Material	Polyolefin
Compression resistance	320N (23°C, +/-2°C) - Light - (2)
Resistance to impact	2J - Medium - (3)
Min. operating temperature	-25°C - (4)
Max. operating temperature	+105°C - (3)
Bending resistance	Rigid - (1)
Insulation resistance	>100MΩ
Glow Wire Test (IEC EN 60695-2)	960°C
Quality marking	CE D FI M N S

16 mm Rigid Pipes HF 320N

						
○ RAL 9003	IRSHF16	16 mm	13,0 mm	3 m	102 m	7 854 m

20 mm Rigid Pipes HF 320N

						
○ RAL 9003	IRSHF20	20 mm	17,0 mm	3 m	102 m	4 590 m

25 mm Rigid Pipes HF 320N

						
○ RAL 9003	IRSHF25	25 mm	21,0 mm	3 m	60 m	3 240 m


32 mm Rigid Pipes HF 320N

						
○ RAL 9003	IRSHF32	32 mm	28,0 mm	3 m	30 m	1 890 m

40 mm Rigid Pipes HF 320N

						
○ RAL 9003	IRSHF40	40 mm	36,0 mm	3 m	30 m	1 200 m

50 mm Rigid Pipes HF 320N

						
○ RAL 9003	IRSHF50	50 mm	45,0 mm	3 m	15 m	600 m

RIGID IRL 33211
Medium Class



Rigid Pipes PVC 750N

Medium class rigid pipes made in PVC. They are ideal for all exposed installations (interior walls and ceilings) and they are cold bendable for diameter 16, 20 and 25 mm with bending spring MOPI. The colour of the pipes is light grey (RAL 7035).

APPLICATIONS

Outdoor	✗	Chased wall - Plasterboard	✓
Indoor	✓	Chased floor	✓
Exposed Installation	✓	False ceiling - Movable wall	✓
Liquid screed and concrete*	✓	Prefab - Wood panels	✓


















































* To be used with connectors IP67 only (PM "smart line").

CHARACTERISTICS

Fire resistance: non-flame propagating	EN 61386.1, EN 61386.22
Packed with 100% recyclable PE film	Yes
Compliant with Low Voltage Directive	LVD 2014/35/EU

SPECIFICATION

IRL	33211
Material	PVC
Compression resistance	750N (23°C, +/- 2°C) - Medium - (3)
Resistance to impact	2J (IK07, EN 62262) - Medium - (3)
Min. operating temperature	-5°C - (2)
Max. operating temperature	+60°C - (1)
Bending resistance	Rigid - (1)
Insulation resistance	>100MΩ
Glow Wire Test (IEC EN 60695-2)	960°C
Quality marking	CE U LF

16 mm Rigid Pipes PVC 750N							
							
● RAL 7035	IRL16		16 mm	13,0 mm	3 m	102 m	3 060 m
● RAL 7035	IRL16FB	Glass shaped	16 mm	13,0 mm	3 m	75 m	6 600 m
20 mm Rigid Pipes PVC 750N							
							
● RAL 7035	IRL20		20 mm	17,1 mm	3 m	102 m	2 040 m
● RAL 7035	IRL20FB	Glass shaped	20 mm	17,1 mm	3 m	51 m	4 488 m
25 mm Rigid Pipes PVC 750N							
							
● RAL 7035	IRL25		25 mm	21,7 mm	3 m	60 m	1 200 m
● RAL 7035	IRL25FB	Glass shaped	25 mm	21,7 mm	3 m	51 m	3 212 m
32 mm Rigid Pipes PVC 750N							
							
● RAL 7035	IRL32		32 mm	28,2 mm	3 m	30 m	750 m
● RAL 7035	IRL32FB	Glass shaped	32 mm	28,2 mm	3 m	30 m	1 830 m
40 mm Rigid Pipes PVC 750N							
							
● RAL 7035	IRL40		40 mm	36,2 mm	3 m	30 m	450 m
● RAL 7035	IRL40FB	Glass shaped	40 mm	36,2 mm	3 m	21 m	1 323 m
50 mm Rigid Pipes PVC 750N							
							
● RAL 7035	IRL50		50 mm	45,7 mm	3 m	15 m	300 m
● RAL 7035	IRL50FB	Glass shaped	50 mm	45,7 mm	3 m	15 m	840 m
63 mm Rigid Pipes PVC 750N							
							
● RAL 7035	IRL63		63 mm	56,0 mm	3 m	9 m	-
● RAL 7035	IRL63FB	Glass shaped	63 mm	56,0 mm	3 m	9 m	-

RIGID IRS 22211
Light Class



Rigid Pipes PVC 320N

Light class rigid pipes made in PVC. They are ideal for exposed installations. The colour of the pipes is light grey (RAL 7035).

APPLICATIONS

Outdoor	✗	Chased wall - Plasterboard	✓
Indoor	✓	Chased floor	✗
Exposed Installation*	✓	False ceiling - Movable wall	✓
Liquid screed and concrete	✗	Prefab - Wood panels	✓

* Check local regulations.








CHARACTERISTICS

Fire resistance: non-flame propagating	EN 61386.1, EN 61386.22
Packed with 100% recyclable PE film	Yes
Compliant with Low Voltage Directive	LVD 2014/35/EU








SPECIFICATION

IRS	22211
Material	PVC
Compression resistance	320N (23°C, +/- 2°C) - Light - (2)
Resistance to impact	1J - Light - (2)
Min. operating temperature	-5°C - (2)
Max. operating temperature	+60°C - (1)
Bending resistance	Rigid - (1)
Insulation resistance	>100MΩ
Quality marking	CE OVE








16 mm Rigid Pipes PVC 320N

							
● RAL 7035	IRS16		16 mm	13,0 mm	3 m	102 m	3 060 m
● RAL 7035	IRS16FB	Glass shaped	16 mm	13,0 mm	3 m	75 m	6 600 m








20 mm Rigid Pipes PVC 320N

							
● RAL 7035	IRS20		20 mm	17,1 mm	3 m	102 m	2 040 m
● RAL 7035	IRS20FB	Glass shaped	20 mm	17,1 mm	3 m	51 m	4 488 m








25 mm Rigid Pipes PVC 320N

							
● RAL 7035	IRS25		25 mm	21,7 mm	3 m	60 m	1 200 m
● RAL 7035	IRS25FB	Glass shaped	25 mm	21,7 mm	3 m	51 m	3 213 m








32 mm Rigid Pipes PVC 320N

							
● RAL 7035	IRS32		32 mm	28,2 mm	3 m	30 m	750 m
● RAL 7035	IRS32FB	Glass shaped	32 mm	28,2 mm	3 m	30 m	1 830 m

40 mm Rigid Pipes PVC 320N

							
● RAL 7035	IRS40		40 mm	36,2 mm	3 m	30 m	450 m
● RAL 7035	IRS40FB	Glass shaped	40 mm	36,2 mm	3 m	21 m	1 323 m

50 mm Rigid Pipes PVC 320N

							
● RAL 7035	IRS50		50 mm	45,7 mm	3 m	15 m	300 m
● RAL 7035	IRS50FB	Glass shaped	50 mm	45,7 mm	3 m	15 m	840 m



Conduits for electric underground installations

The xGround range includes double wall conduits that protect electrical cables in underground installations.

xGround - Underground Line

xGround NOV'IK10	page 98
xGround NR	page 100

35222



COLOURS



xGround NOV'IK10

Double wall underground conduit, made in polyethylene, ideal for installation and protection of cables and electrical conductors in buildings and housing.

Resistance to impact: 20J = IK10. Protection index: IP54, with couplings.






The conduit is smooth inside and corrugated outside, and it is flame retardant: suitable for exposed installations or in concealed spaces. Available from 40 mm to 90 mm diameter, with wire and with coupling. Compliant with CCTP established by EDF (sheaths/couplings/conduits of 01/01/2006). Colour: black/grey.






CHARACTERISTICS






Installations standards	NF C 15-100, NF C 14-100
Compliant with CCTP established by EDF	Yes
Compliant with Low Voltage Directive	LVD 2014/35/EU






SPECIFICATION






	35222
Material	Polyethylene
Compression resistance	750N (23°C, +/- 2°C) - Medium - (3)
Resistance to impact	20,4J (IK10, EN 62262) - Extra heavy - (5)
Min. operating temperature	-5°C - (2)
Max. operating temperature	+90°C - (2)
Bending resistance	Pliable - (2)
Insulation resistance	>100MΩ
Quality marking	CE NF

40 mm xGround NOV'IK10						
				Tolerances (mm)		
●	NIK04025	40 mm	31,5 mm	-0,0/+0,8	25 m	

50 mm xGround NOV'IK10						
				Tolerances (mm)		
●	NIK05025	50 mm	40,0 mm	-0,0/+1,0	25 m	

63 mm xGround NOV'IK10						
				Tolerances (mm)		
●	NIK06325	63 mm	52,0 mm	-0,0/+1,2	25 m	

75 mm xGround NOV'IK10						
				Tolerances (mm)		
●	NIK07525	75 mm	61,0 mm	-0,0/+1,4	25 m	

90 mm xGround NOV'IK10						
				Tolerances (mm)		
●	NIK09025	90 mm	75,0 mm	-0,0/+1,7	25 m	



COLOURS



xGround NR






The NR double wall conduit is a high density polyethylene conduit designed to protect wires and telephone cables in underground installations and it has a chemical resistance to acidic and basic substances, hydrocarbons, detergents, flammable substances and water. It is made up of two tubular elements: one external corrugated element and one internal smooth element. The conduit is to be used with compatible accessories MN and PCC and it complies to the standard EN 61386.1 - EN 61386.24.






CHARACTERISTICS






Standards	EN 61386.1 - EN 61386.24
Compliant with Low Voltage Directive	LVD 2014/35/EU






SPECIFICATION






Material	High density polyethylene
Compression resistance	> 450N (on 5 cm, at +23°C)
Resistance to impact	Normal (5Kg -5°C h=variable depending on the diameter)
Fire resistance	Not necessary, because the conduits are underground
Quality marking	CE






40 mm xGround NR						
					Roll volume	
●	NR040	40 mm	34,0 mm	50 m	0,18 m ³	
●	NRV040	40 mm	34,0 mm	50 m	0,18 m ³	

50 mm xGround NR						
					Roll volume	
●	NR050	50 mm	42,0 mm	50 m	0,30 m ³	
●	NRV050	50 mm	42,0 mm	50 m	0,30 m ³	

63 mm xGround NR						
					Roll volume	
●	NR063	63 mm	52,0 mm	50 m	0,43 m ³	
●	NRV063	63 mm	52,0 mm	50 m	0,43 m ³	

75 mm xGround NR						
					Roll volume	
●	NR075	75 mm	63,0 mm	50 m	0,59 m ³	

90 mm xGround NR						
					Roll volume	
●	NR090	90 mm	77,0 mm	50 m	0,77 m ³	


110 mm xGround NR						
					Roll volume	
●	NR110	110 mm	93,0 mm	50 m	1,18 m ³	



PCC

Polypropylene well for NR conduit, with wheel bearing cover equipped by removal handle to simplify opening and closing. It is compliant with Low Voltage Directive (LVD 2014/35/EU).

Art. code	Ø	Charge resistance	
		kN	kg
PCC20	200 * 200	15	1 500
PCC30	300 * 300	15	1 500
PCC40	400 * 400	15	1 500
PCC50	550 * 550	15	1 500



MN

Coupling for NR Conduit.

Art. code	Ø	Art. code	Ø
MN40	40 mm	MN110	110 mm
MN50	50 mm	MN125	125 mm
MN63	63 mm	MN140	140 mm
MN75	75 mm	MN160	160 mm
MN90	90 mm	MN200	200 mm






Our accessories facilitate and complement your installations.

The accessories of our xInstall range facilitate and allow to create complete installations. We have high quality accessories for pre-wired conduits, flexible conduits and rigid pipes.

xInstall - Accessories

Accessories for pliable conduits and rigid pipes	page 106
Accessories for pliable conduits	page 108
Accessories for rigid pipes	page 112
Fixing accessories	page 124
Accessories for pre-wired conduits	page 127



SML Anti-UV

Anti-UV couplings with clip for the connection of pliable conduits and rigid pipes. They are eco-friendly: Low Smoke Flame retardant Zero Halogen (LSF0H).

- ▶ UV-resistant and weather resistant
- ▶ IP65 for pliable conduits
- ▶ IP40 for rigid pipes
- ▶ LSF0H

SPECIFICATION	
Anti-UV	EN 50618:2015-12
Material	Ecological polypropylene
Resistance to the penetration of solid objects (pliable conduits)	Dust-tight - (6)
Resistance to water penetration (pliable conduits)	Protected against water jets - (5)
Resistance to the penetration of solid objects (rigid pipes)	Protected against solid objects of diam. \geq 1.0 mm - (4)
Resistance to water penetration (rigid pipes)	No protection - (0)
IP protection rating	IP65 (pliable conduits) - IP40 (rigid pipes)
Fire resistance: non-flame propagating	Yes
Standard	EN 61386.1, EN 61386.22
LS - Low Smoke, 0H - Zero Halogen	IEC 60754-1, IEC 60754-2
Glow Wire Test (IEC EN 60695-2)	750°C
Compliant with Low Voltage Directive	LVD 2014/35/EU
Quality marking	CE N S

Anti-UV couplings with clip				
	Art. code			
● RAL 9004	SML16N	16 mm	50 pcs	600 pcs
● RAL 9004	SML20N	20 mm	50 pcs	500 pcs
● RAL 9004	SML25N	25 mm	25 pcs	300 pcs
● RAL 9004	SML32N	32 mm	25 pcs	200 pcs
● RAL 9004	SML40N	40 mm	10 pcs	180 pcs
● RAL 9004	SML50N	50 mm	10 pcs	90 pcs






SML

Couplings with clip for the connection of pliable conduits. They are coloured and transparent: different colour for each diameter and transparency for an easy control of the conduits junction. The couplings are ideal for installations in cement and concrete and they are eco-friendly: Low Smoke Flame retardant Zero Halogen (LSFOH).

› IP65
› LSF0H
› Transparent
› A different colour for each diameter

SPECIFICATION	
Material	Ecological polypropylene
Resistance to the penetration of solid objects	Dust-tight - (6)
Resistance to water penetration	Protected against water jets - (5)
IP protection rating	IP65
Fire resistance: non-flame propagating	Yes
Standard	EN 61386.1, EN 61386.22
LS - Low Smoke, 0H - Zero Halogen	IEC 60754-1, IEC 60754-2
Glow Wire Test (IEC EN 60695-2)	750°C
Compliant with Low Voltage Directive	LVD 2014/35/EU
Quality marking	CE N S

Couplings with clip SML				
	Art. code			
● Transparent	SML16	16 mm	50 pcs	600 pcs
○ Transparent	SML20	20 mm	50 pcs	500 pcs
● Transparent	SML25	25 mm	25 pcs	300 pcs
● Transparent	SML32	32 mm	25 pcs	200 pcs
● Transparent	SML40	40 mm	10 pcs	180 pcs
● Transparent	SML50	50 mm	10 pcs	90 pcs




MCR

Inspectable couplings “open&close” for the connection of pliable conduits.
They are also useful for protecting slightly damaged conduits and they are ecological: Low Smoke Flame retardant Zero Halogen (LSF0H). The colour is grey (RAL 7035).

- › IP50
- › LSF0H
- › Made of ecological PP
- › Inspectable: easy to close, easy to re-open

SPECIFICATION	
Material	Ecological polypropylene
Resistance to the penetration of solid objects	Dust protected - (5)
Resistance to water penetration	No protection - (0)
IP protection rating	IP50
Fire resistance: non-flame propagating	Yes
Standard	EN 61386.1, EN 61386.22
LS - Low Smoke, 0H - Zero Halogen	IEC 60754-1, IEC 60754-2
Glow Wire Test (IEC EN 60695-2)	750°C
Compliant with Low Voltage Directive	LVD 2014/35/EU
Quality marking	CE

Inspectable coupling MCR				
	Art. code			
● RAL 7035	MCR16	16 mm	50 pcs	800 pcs
● RAL 7035	MCR20	20 mm	50 pcs	800 pcs
● RAL 7035	MCR25	25 mm	40 pcs	640 pcs
● RAL 7035	MCR32	32 mm	20 pcs	320 pcs



MFL

Couplings for the connection of pliable conduits. They are Halogen Free according to European Standard EN 50642 and they are made of ecological polypropylene. The couplings are transparent.

› IP44
› Halogen Free
› Made of ecological PP
› Transparent

SPECIFICATION	
Material	Ecological polypropylene
Resistance to the penetration of solid objects	Protected against the ingress of solid objects of diam. \geq 1.0 mm - (4)
Resistance to water penetration	Protected against water splashes - (4)
IP protection rating	IP44
Fire resistance: non-flame propagating	Yes
Standard	EN 61386.1, EN 61386.22
Halogen Free	EN 50642
Glow Wire Test (IEC EN 60695-2)	750°C
Compliant with Low Voltage Directive	LVD 2014/35/EU
Quality marking	CE

HF Coupling MFL				
	Art. code			
<input type="radio"/>	Transparent MLF16	16 mm	100 pcs	2 000 pcs
<input type="radio"/>	Transparent MLF20	20 mm	100 pcs	1 200 pcs
<input type="radio"/>	Transparent MLF25	25 mm	50 pcs	700 pcs
<input type="radio"/>	Transparent MLF32	32 mm	25 pcs	400 pcs
<input type="radio"/>	Transparent MLF40	40 mm	-	300 pcs
<input type="radio"/>	Transparent MLF50	50 mm	-	100 pcs



Cable drawer MON

Nylon cable drawer for pliable conduits. Available with diameters 3 and 4 mm.

Cable drawer MON			
⊗	Material	Art. code	Length
○ Transparent	Nylon	MON3 5	5 m
○ Transparent	Nylon	MON3 10	10 m
○ Transparent	Nylon	MON3 15	15 m
○ Transparent	Nylon	MON3 20	20 m
○ Transparent	Nylon	MON3 25	25 m
○ Transparent	Nylon	MON3 30	30 m


Cable drawer MON			
⊗	Material	Art. code	Length
○ Transparent	Nylon	MON 5	5 m
○ Transparent	Nylon	MON 10	10 m
○ Transparent	Nylon	MON 15	15 m
○ Transparent	Nylon	MON 20	20 m
○ Transparent	Nylon	MON 25	25 m
○ Transparent	Nylon	MON 30	30 m



Cable puller STCX

Helical PET cable puller, diameter 4 mm. Flexible head with rounded loop for easy sliding, large traction buttonhole in the opposite terminal and traction resistance above 1000 N (102 Kgf). It is flexible and resistant, it passes the 4-curve circuit test.

Cable puller STCX					
⊗	Art. code	⊘	Length	⊞	⊠
●	STCX10	4 mm	10 m	1 pcs	50 pcs
●	STCX15	4 mm	15 m	1 pcs	40 pcs
●	STCX20	4 mm	20 m	1 pcs	30 pcs



PM SMART - MK

Tight couplings for the connection of two rigid pipes. They are dust-tight and protected against the effects of temporary immersion in water. The couplings are also eco-friendly: Halogen Free according to European Standard EN 50642. Colour: grey (RAL 7035).

- ▶ IP67
- ▶ Halogen Free
- ▶ Grey (RAL 7035)

SPECIFICATION

Material	Polycarbonate
Resistance to the penetration of solid objects	Dust-tight - (6)
Resistance to water penetration	Protected against the effects of temporary immersion in water - (7)
IP protection rating	IP67
Fire resistance: non-flame propagating	Yes
Standard	EN 61386.1, EN 61386.21, EN 60754-1, EN 60754-2, EN 60423, IEC 61034-2
Halogen Free	EN 50642
Glow Wire Test (IEC EN 60695-2)	960°C
Compliant with Low Voltage Directive	LVD 2014/35/EU
Quality marking	CE

PM SMART Coupling MK

	Art. code			
● RAL 7035	MK16	16 mm	10 pcs	200 pcs
● RAL 7035	MK20	20 mm	10 pcs	200 pcs
● RAL 7035	MK25	25 mm	10 pcs	160 pcs
● RAL 7035	MK32	32 mm	10 pcs	100 pcs
● RAL 7035	MK40	40 mm	5 pcs	50 pcs
● RAL 7035	MK50	50 mm	5 pcs	30 pcs




PM SMART - CK





90° tight bends for the connection of two rigid pipes. They are dust-tight and protected against the effects of temporary immersion in water. The bends are also eco-friendly: Halogen Free according to European Standard EN 50642. Colour: grey (RAL 7035).

- › IP67
- › Halogen Free
- › Grey (RAL 7035)

SPECIFICATION

Material	Polycarbonate
Resistance to the penetration of solid objects	Dust-tight - (6)
Resistance to water penetration	Protected against the effects of temporary immersion in water - (7)
IP protection rating	IP67
Fire resistance: non-flame propagating	Yes
Standard	EN 61386.1, EN 61386.21, EN 60754-1, EN 60754-2, EN 60423, IEC 61034-2
Halogen Free	EN 50642
Glow Wire Test (IEC EN 60695-2)	960°C
Compliant with Low Voltage Directive	LVD 2014/35/EU
Quality marking	CE 

PM SMART Bend CK

	Art. code			
● RAL 7035	CK16	16 mm	10 pcs	200 pcs
● RAL 7035	CK20	20 mm	10 pcs	200 pcs
● RAL 7035	CK25	25 mm	10 pcs	160 pcs
● RAL 7035	CK32	32 mm	10 pcs	100 pcs
● RAL 7035	CK40	40 mm	5 pcs	50 pcs
● RAL 7035	CK50	50 mm	5 pcs	30 pcs



PM SMART - BK

Tight couplings for the connection of rigid pipes with junction boxes. They are dust-tight and protected against the effects of temporary immersion in water. The couplings are also eco-friendly: Halogen Free according to European Standard EN 50642. Colour: grey (RAL 7035).


› IP67
› Halogen Free
› Grey (RAL 7035)

SPECIFICATION

Material	Polycarbonate
Resistance to the penetration of solid objects	Dust-tight - (6)
Resistance to water penetration	Protected against the effects of temporary immersion in water - (7)
IP protection rating	IP67
Fire resistance: non-flame propagating	Yes
Standard	EN 61386.1, EN 61386.21, EN 60754-1, EN 60754-2, EN 60423, IEC 61034-2
Halogen Free	EN 50642
Glow Wire Test (IEC EN 60695-2)	960°C
Compliant with Low Voltage Directive	LVD 2014/35/EU
Quality marking	CE

PM SMART Coupling pipe-box BK

	Art. code			
● RAL 7035	BK16	16 mm	10 pcs	240 pcs
● RAL 7035	BK20	20 mm	10 pcs	240 pcs
● RAL 7035	BK25	25 mm	10 pcs	200 pcs
● RAL 7035	BK32	32 mm	10 pcs	100 pcs
● RAL 7035	BK40	40 mm	5 pcs	60 pcs
● RAL 7035	BK50	50 mm	5 pcs	40 pcs



PM SMART - RK

Tight couplings for the connection of rigid pipes with Spirex spiralled sheath 2311. They are dust-tight and protected against strong water jets. The couplings are also eco-friendly: Halogen Free according to European Standard EN 50642. Colour: grey (RAL 7035).


- ▶ IP66
- ▶ Halogen Free
- ▶ Grey (RAL 7035)

SPECIFICATION

Material	Polycarbonate
Resistance to the penetration of solid objects	Dust-tight - (6)
Resistance to water penetration	Protected against strong water jets - (6)
IP protection rating	IP66
Fire resistance: non-flame propagating	Yes
Standard	EN 61386.1, EN 61386.21, EN 60754-1, EN 60754-2, EN 60423, IEC 61034-2
Halogen Free	EN 50642
Glow Wire Test (IEC EN 60695-2)	960°C
Compliant with Low Voltage Directive	LVD 2014/35/EU
Quality marking	CE

PM SMART Coupling pipe-spirex RK

	Art. code			
● RAL 7035	RK16	16 mm	10 pcs	240 pcs
● RAL 7035	RK20	20 mm	10 pcs	240 pcs
● RAL 7035	RK25	25 mm	10 pcs	200 pcs
● RAL 7035	RK32	32 mm	10 pcs	100 pcs
● RAL 7035	RK40	40 mm	5 pcs	60 pcs
● RAL 7035	RK50	50 mm	5 pcs	40 pcs



MAGHF


Couplings for the connection of two rigid pipes.
Eco-friendly: Halogen Free according to European Standard EN 50642.

- ▶ IP40
- ▶ Halogen Free

SPECIFICATION

Material	Polypropylene
Resistance to the penetration of solid objects	Protected against solid objects with a diameter \geq 1.0 mm - (4)
Resistance to water penetration	No protection - (0)
IP protection rating	IP40
Fire resistance: non-flame propagating	Yes
Standard	EN 61386.1, EN 61386.21, EN 60754-1, EN 60754-2, EN 60423
Halogen Free	EN 50642
Glow Wire Test (IEC EN 60695-2)	960°C
Compliant with Low Voltage Directive	LVD 2014/35/EU
Quality marking	CE

Coupling MAGHF					Coupling MABHF				
	Art. code					Art. code			
● RAL 7035	MAGHF16	16 mm	100 pcs	1 200 pcs	○ RAL 9003	MABHF16	16 mm	100 pcs	1 200 pcs
● RAL 7035	MAGHF20	20 mm	100 pcs	800 pcs	○ RAL 9003	MABHF20	20 mm	100 pcs	800 pcs
● RAL 7035	MAGHF25	25 mm	50 pcs	600 pcs	○ RAL 9003	MABHF25	25 mm	50 pcs	600 pcs
● RAL 7035	MAGHF32	32 mm	25 pcs	300 pcs	○ RAL 9003	MABHF32	32 mm	25 pcs	300 pcs
● RAL 7035	MAGHF40	40 mm	20 pcs	160 pcs	○ RAL 9003	MABHF40	40 mm	20 pcs	160 pcs
● RAL 7035	MAGHF50	50 mm	20 pcs	120 pcs	○ RAL 9003	MABHF50	50 mm	20 pcs	120 pcs



CUGHF

90° bends for the connection of two rigid pipes.
Eco-friendly: Halogen Free according to European Standard EN 50642.

- ▶ IP40
- ▶ Halogen Free

SPECIFICATION

Material	Polypropylene
Resistance to the penetration of solid objects	Protected against solid objects with a diameter \geq 1.0 mm - (4)
Resistance to water penetration	No protection - (0)
IP protection rating	IP40
Fire resistance: non-flame propagating	Yes
Standard	EN 61386.1, EN 61386.21, EN 60754-1, EN 60754-2, EN 60423
Halogen Free	EN 50642
Glow Wire Test (IEC EN 60695-2)	960°C
Compliant with Low Voltage Directive	LVD 2014/35/EU
Quality marking	CE

Bend CUGHF				
	Art. code			
● RAL 7035	CUGHF16	16 mm	50 pcs	800 pcs
● RAL 7035	CUGHF20	20 mm	50 pcs	400 pcs
● RAL 7035	CUGHF25	25 mm	25 pcs	200 pcs
● RAL 7035	CUGHF32	32 mm	25 pcs	150 pcs
● RAL 7035	CUGHF40	40 mm	15 pcs	60 pcs
● RAL 7035	CUGHF50	50 mm	10 pcs	40 pcs

Bend CUBHF				
	Art. code			
○ RAL 9003	CUBHF16	16 mm	50 pcs	800 pcs
○ RAL 9003	CUBHF20	20 mm	50 pcs	400 pcs
○ RAL 9003	CUBHF25	25 mm	25 pcs	200 pcs
○ RAL 9003	CUBHF32	32 mm	25 pcs	150 pcs
○ RAL 9003	CUBHF40	40 mm	15 pcs	60 pcs
○ RAL 9003	CUBHF50	50 mm	10 pcs	40 pcs



CI

90° inspectionable bend for the connection of two rigid pipes.




› IP40

› PVC

SPECIFICATION

Material	PVC
Resistance to the penetration of solid objects	Protected against solid objects with a diameter \geq 1.0 mm - (4)
Resistance to water penetration	No protection - (0)
IP protection rating	IP40
Fire resistance: non-flame propagating	Yes
Standard	EN 60423
Glow Wire Test (IEC EN 60695-2)	750°C
Compliant with Low Voltage Directive	LVD 2014/35/EU
Quality marking	CE

Inspectionable bend CI

	Art. code			
● RAL 7035	CI16G	16 mm	50 pcs	1 000 pcs
● RAL 7035	CI20G	20 mm	50 pcs	600 pcs
● RAL 7035	CI25G	25 mm	25 pcs	400 pcs
● RAL 7035	CI32G	32 mm	20 pcs	200 pcs



TI

Inspectionable T joint for the connection of three rigid pipes.

► IP40


► PVC

SPECIFICATION

Material	PVC
Resistance to the penetration of solid objects	Protected against solid objects with a diameter \geq 1.0 mm - (4)
Resistance to water penetration	No protection - (0)
IP protection rating	IP40
Fire resistance: non-flame propagating	Yes
Standard	EN 60423
Glow Wire Test (IEC EN 60695-2)	750°C
Compliant with Low Voltage Directive	LVD 2014/35/EU
Quality marking	CE

T Joint

	Art. code			
● RAL 7035	TI16G	16 mm	50 pcs	600 pcs
● RAL 7035	TI20G	20 mm	50 pcs	400 pcs
● RAL 7035	TI25G	25 mm	25 pcs	250 pcs
● RAL 7035	TI32G	32 mm	25 pcs	160 pcs



GS

Tight fittings for the connection of rigid pipes with Spirex spiralled sheath 2311. They are dust-tight and protected against water jets.

› IP65
› PVC

SPECIFICATION	
Material	PVC
Resistance to the penetration of solid objects	Dust-tight - (6)
Resistance to water penetration	Protected against water jets - (5)
IP protection rating	IP65
Fire resistance: non-flame propagating	Yes
Standard	EN 61386.1, EN 61386.21, EN 60423
Glow Wire Test (IEC EN 60695-2)	750°C
Compliant with Low Voltage Directive	LVD 2014/35/EU
Quality marking	CE

Fitting pipe-spirex GS						
	Art. code	Pipe	Spirex			
● RAL 7035	GS16	16 mm	12 mm	50 pcs	50 pcs	800 pcs
● RAL 7035	GS20	20 mm	16 mm	50 pcs	50 pcs	600 pcs
● RAL 7035	GS25	25 mm	20 mm	50 pcs	50 pcs	400 pcs
● RAL 7035	GS32	32 mm	25 mm	25 pcs	25 pcs	200 pcs
● RAL 7035	GS40	40 mm	32 mm	20 pcs	20 pcs	160 pcs
● RAL 7035	GS50	50 mm	40 mm	15 pcs	15 pcs	120 pcs



CXT

Flexible tight bends for the connection of two rigid pipes. They are dust-tight and protected against water jets.

► IP65


► PVC

SPECIFICATION

Material	PVC
Resistance to the penetration of solid objects	Dust-tight - (6)
Resistance to water penetration	Protected against water jets - (5)
IP protection rating	IP65
Fire resistance: non-flame propagating	Yes
Standard	EN 61386.1, EN 61386.21, EN 60423
Glow Wire Test (IEC EN 60695-2)	750°C
Compliant with Low Voltage Directive	LVD 2014/35/EU
Quality marking	CE

Flex bend pipe-pipe CXT

	Art. code		
● RAL 7035	CXT16	16 mm	50 pcs
● RAL 7035	CXT20	20 mm	50 pcs
● RAL 7035	CXT25	25 mm	50 pcs
● RAL 7035	CXT32	32 mm	25 pcs
● RAL 7035	CXT40	40 mm	25 pcs
● RAL 7035	CXT50	50 mm	15 pcs



CXS

Flexible tight bends for the connection of rigid pipes with junction boxes. They are dust-tight and protected against water jets.

► IP65


► PVC

SPECIFICATION

Material	PVC
Resistance to the penetration of solid objects	Dust-tight - (6)
Resistance to water penetration	Protected against water jets - (5)
IP protection rating	IP65
Fire resistance: non-flame propagating	Yes
Standard	EN 61386.1, EN 61386.21, EN 60423
Glow Wire Test (IEC EN 60695-2)	750°C
Compliant with Low Voltage Directive	LVD 2014/35/EU
Quality marking	CE




Flex bend pipe-box CXS

	Art. code		
● RAL 7035	CXS16	16 mm	50 pcs
● RAL 7035	CXS20	20 mm	50 pcs
● RAL 7035	CXS25	25 mm	50 pcs
● RAL 7035	CXS32	32 mm	25 pcs
● RAL 7035	CXS40	40 mm	25 pcs
● RAL 7035	CXS50	50 mm	15 pcs



MOPI

Bendable spring made of steel and used for rigid pipes.
 At one end of the spring there is a loop that you should tie a longer and stronger thread to be able to pull it out more easily after you have bent the pipe.

Bendable spring MOPI			
	Art. code		
● RAL 7037	MOPI16	16 mm	Steel
● RAL 7037	MOPI20	20 mm	Steel
● RAL 7037	MOPI20X*	20 mm	Steel
● RAL 7037	MOPI25	25 mm	Steel
● RAL 7037	MOPI25X*	25 mm	Steel
● RAL 7037	MOPI32	32 mm	Steel


* For IRLHF - IRSHF pipes.



CT

Click clip with plug and screw to fix rigid pipes.
Made of thermoplastic material.


Clip plug-screw CT						
	Art. code		Plug			
● RAL 7035	CT16G	16 mm	6 mm	100 pcs	1 000 pcs	
● RAL 7035	CT20G	20 mm	6 mm	100 pcs	1 000 pcs	
● RAL 7035	CT25G	25 mm	6 mm	100 pcs	800 pcs	
● RAL 7035	CT32G	32 mm	8 mm	50 pcs	400 pcs	



C





Clamp clip to fix rigid pipes with Spirex 2311.
Made in PVC.


Clamp clip pipe-spirex C						
	Art. code	from	to			
● RAL 7035	C12	12 mm	20 mm	100 pcs	1 400 pcs	
● RAL 7035	C25	23 mm	35 mm	100 pcs	500 pcs	



CFC





Fixing tie clip to fix rigid pipes.
 Made of thermoplastic material and eco-friendly:
 Halogen Free according to European Standard
 EN 50642.

Fixing tie clip CFC					
	Art. code				
●	RAL 7035 CFC16G	16 mm	100	1 000	
●	RAL 7035 CFC20G	20 mm	100	1 000	
●	RAL 7035 CFC25G	25 mm	100	800	
●	RAL 7035 CFC32G	32 mm	50	500	
●	RAL 7035 CFC40G	40 mm	50	400	
●	RAL 7035 CFC50G	50 mm	25	250	



CF





Fixing click clip to fix rigid pipes.
 Made of polyamide and eco-friendly: Halogen Free
 according to European Standard EN 50642.


Clip CF					
	Art. code				
●	RAL 7035 CF16G	16 mm	100 pcs	1 000 pcs	
●	RAL 7035 CF20G	20 mm	100 pcs	1 000 pcs	
●	RAL 7035 CF25G	25 mm	100 pcs	1 000 pcs	
●	RAL 7035 CF32G	32 mm	100 pcs	800 pcs	
●	RAL 7035 CF40G	40 mm	50 pcs	400 pcs	
●	RAL 7035 CF50G	50 mm	25 pcs	250 pcs	



CFF

Tie clip to fix rigid pipes.
 Made of ecological thermoplastic material and eco-friendly: Low Smoke Flame retardant Zero Halogen (LSFOH).

Tie clip CFF				
	Art. code			
● RAL 7035	CFF1	from 16 to 32 mm	100 pcs	1 000 pcs
● RAL 7035	CFF2	from 40 to 63 mm	100 pcs	500 pcs



Bobbin Trolley xRoller

Pmflex xRoller is a smart trolley for bobbin. The unique construction makes it possible with lengths of conduits up to 300 meters and it is easy to maneuver thanks to the fact that it rolls with the help of the bobbin and no extra wheels are needed. You move the product in a simple way plus the unrolling works smoothly. There is no need to lift the bobbin up and it is easy to change it. xRoller is foldable, which simplifies transport considerably. Maximum load 140kg.

- › Ergonomic and no heavy lifting required
- › Easy to replace with quick release
- › Conduit waste is heavily reduced, compared to ordinary rolls
- › Foldable in durable aluminium




Unrolling Stand Go Easy and Go Easy Plus

Go Easy is the small and stable unrolling stand that allows to easily and quickly unroll any type of conduit that is wound on normal coils, keeping intact the packaging of the roll. It is easy to carry and can be disassembled with simple handles when not in use. The stand is made of a galvanized pipe construction with double layers.

Go Easy Plus is the reinforced version, designed for intensive use.

- › A stable unrolling stand
- › Flexible and easy to carry
- › Durable galvanized pipe construction



Durable cable protection that shields your cables in exposed environments.

We have developed a complete cable protection range. All cable protection details are surface treated with Magnelis which has superior corrosion protection, adapted for every type of climate, even in marine environments! A unique ability to self heal in drilled holes, weld seams and cut surfaces, smoother and finer surface structure and last but not least - a significantly lower impact on the environment. The range also includes solid bends, t-crosses, feet and ends that together create a neat and consistent installation.

xShield - Cable protection system

Cable Protection Straight	page 130
Flexible Bend	page 131
Bend	page 132
T-Cross	page 133
Foot	page 134
End	page 135
Clamp	page 136
Single clamp	page 137
Accessory clamp	page 138



xShield Cable Protection Straight

Robust cable protection equipped with center holes that simplify installation considerably. All cable protection details are surface-treated with Magnelis, which has superior corrosion protection, adapted to every type of climate, even in marine environments! A unique ability for selfhealing in drilled holes, weld seams and cut surfaces, smoother and finer surface structure and last but not least - a significantly smaller impact on the environment. The range also includes readymade bends, T-crosses, feet and end caps that together create a stylish and consistent installation.

- › Center marking for easier clamping
- › Surface treated with Magnelis
- › Accessories available for complete installation
- › 1.2 m for easy handling

TECHNICAL FEATURES

Corrosion class C5

Cable Protection Straight

Art. code							
06 669 00	Straight 16x1200 mm	16 mm	1 200 mm	20 mm	16 mm	25 pcs	1 400 pcs
06 669 01	Straight 22x1200 mm	22 mm	1 200 mm	29 mm	22 mm	25 pcs	1 400 pcs
06 669 02	Straight 28x1200 mm	28 mm	1 200 mm	35 mm	28 mm	25 pcs	1 050 pcs
06 669 03	Straight 34x1200 mm	34 mm	1 200 mm	40 mm	34 mm	25 pcs	1 050 pcs
06 669 04	Straight 68x1200 mm	68 mm	1 200 mm	77 mm	68 mm	5 pcs	200 pcs



xShield Flexible Bend

A robust flexible cable protection that can be bent in the length direction up to 180 degrees and enables a consistent installation. All cable protection details are surface-treated with Magnelis, which has superior corrosion protection, adapted to every type of climate, even in marine environments! A unique ability for self-healing in drilled holes, weld seams and cut surfaces, smoother and finer surface structure and last but not least - a significantly smaller impact on the environment. In addition to flexible bends, there are also t-crosses, feet, bends and end caps that together create a stylish and consistent installation.

- › Perfect for uneven surfaces
- › Good fit for cable protection
- › Can be bent in the longitudinal direction up to 180°
- › Superior corrosion protection

TECHNICAL FEATURES

Corrosion class C5

Flexible Bend

Art. code							
06 658 72	Flexible Bend 16 mm	16 mm	250 mm	20 mm	20 mm	20 pcs	
06 658 73	Flexible Bend 22 mm	22 mm	265 mm	27 mm	24 mm	20 pcs	
06 658 74	Flexible Bend 28 mm	28 mm	390 mm	34 mm	30 mm	20 pcs	
06 658 75	Flexible Bend 34 mm	34 mm	390 mm	38 mm	35 mm	20 pcs	
06 661 16	Flexible Bend 68 mm	68 mm	720 mm	135 mm	68 mm	5 pcs	



xShield Bend

Robust bend for cable protection that simplifies installation considerably. All cable protection details are surface-treated with Magnelis, which has superior corrosion protection, adapted to every type of climate, even in marine environments! A unique ability for selfhealing in drilled holes, weld seams and cut surfaces, smoother and finer surface structure and last but not least - a significantly smaller impact on the environment. The range also includes T-crosses, feet and end caps that together create a stylish and consistent installation.

- › Superior corrosion protection
- › Fixed bend for a nice and consistent installation
- › Good fit for the straight cable covers
- › Mounted on the outside of the straight cable guards

TECHNICAL FEATURES

Corrosion class C5

Bend							
Art. code							
06 669 10	Bend 16 mm	16 mm	135 mm	135 mm	18 mm		20 pcs
06 669 11	Bend 22 mm	22 mm	150 mm	150 mm	24 mm		20 pcs
06 669 12	Bend 28 mm	28 mm	135 mm	135 mm	30 mm		15 pcs
06 669 13	Bend 34 mm	34 mm	145 mm	145 mm	35 mm		10 pcs
06 669 14	Bend 68 mm	68 mm	230 mm	230 mm	70 mm		10 pcs



xShield T-Cross





Robust T-cross for cable protection that is clamped on top of the straight guards, which simplifies installation considerably. All cable protection details are surface-treated with Magnelis, which has superior corrosion protection, adapted to every type of climate, even in marine environments. A unique ability for self-healing in drilled holes, weld seams and cut surfaces, smoother and finer surface structure and last but not least - a significantly smaller impact on the environment. In addition to T-crosses, there are also bends, feet and end caps that together create a stylish and consistent installation.


- ▶ Superior corrosion protection
- ▶ Fixed T-cross for a nice and consistent installation
- ▶ Good fit for the straight cable covers
- ▶ Mounted on the outside of the straight cable guards

TECHNICAL FEATURES

Corrosion class C5

T-Cross

Art. code						
06 669 20	T-Cross 16 mm	16 mm	135 mm	75 mm	16 mm	40 pcs
06 669 21	T-Cross 22 mm	22 mm	135 mm	80 mm	22 mm	20 pcs



xShield Foot


Robust cable protection foot for, among other things, floor penetrations that are mounted on top of the straight guards, which simplifies installation considerably. All cable protection details are surface treated with Magnelis, which has superior corrosion protection, adapted to every type of climate, even in marine environments. A unique ability for self-healing in drilled holes, weld seams and cut surfaces, smoother and finer surface structure and last but not least - a significantly smaller impact on the environment. In addition to feet, there are also bends, t-crosses and end caps that together create a stylish and consistent installation.


- › Superior corrosion protection
- › Hides pipes / cables e.g. floor penetrations
- › Mounted on the outside of the straight cable guards

TECHNICAL FEATURES

Corrosion class C5

Foot

Art. code						
06 669 30	Foot 16 mm	16 mm	60 mm	55 mm	45 mm	20 pcs
06 669 31	Foot 22 mm	22 mm	74 mm	70 mm	50 mm	20 pcs
06 669 32	Foot 28 mm	28 mm	90 mm	85 mm	55 mm	20 pcs
06 669 33	Foot 34 mm	34 mm	114 mm	107 mm	68 mm	20 pcs
06 669 34	Foot 68 mm	68 mm	175 mm	171 mm	153 mm	20 pcs



xShield End






Robust end cap for cable protection that is clamped outside the straight guards, which simplifies installation considerably. All cable protection details are surface-treated with Magnelis, which has superior corrosion protection, adapted to every type of climate, even in marine environments. A unique ability for self-healing in drilled holes, weld seams and cut surfaces, smoother and finer surface structure and last but not least - a significantly smaller impact on the environment. In addition to end caps, there are also bends, feet and t-crosses that together create a stylish and consistent installation.

- ▶ Superior corrosion protection
- ▶ The installer does not have to cut and bend
- ▶ Available in lengths of 200 mm and 500 mm
- ▶ Mounted on the outside of the straight cable guards

TECHNICAL FEATURES

Corrosion class C5

End

Art. code						
06 669 40	End 16x200 mm	16 mm	200 mm	22 mm	18 mm	50 pcs
06 669 41	End 22x200 mm	22 mm	200 mm	30 mm	24 mm	50 pcs
06 669 42	End 28x200 mm	28 mm	200 mm	36 mm	30 mm	25 pcs
06 669 43	End 34x200 mm	34 mm	200 mm	41 mm	35 mm	20 pcs
06 669 44	End 68x200 mm	68 mm	200 mm	79 mm	70 mm	5 pcs
06 669 50	End 16x500 mm	16 mm	500 mm	23 mm	18 mm	150 pcs
06 669 51	End 22x500 mm	22 mm	500 mm	30 mm	24 mm	100 pcs



xShield Clamp

Clamp for cable protection with oval holes to facilitate installation. All cable protection details are surface-treated with Magnelis, which has superior corrosion protection, adapted to every type of climate, even in marine environments! A unique ability for self-healing in drilled holes, weld seams and cut surfaces, smoother and finer surface structure and last but not least - a significantly smaller impact on the environment.

- › Superior corrosion protection
- › Good fit
- › Oval holes to facilitate assembly

TECHNICAL FEATURES

Corrosion class C5

Clamp								
Art. code								
06 669 60	Clamp 16 mm	16 mm	52 mm	20 mm	15 mm	100 pcs	1400 pcs	
06 669 61	Clamp 22 mm	22 mm	60 mm	26 mm	15 mm	100 pcs	1400 pcs	
06 669 62	Clamp 28 mm	28 mm	65 mm	30 mm	15 mm	100 pcs	1400 pcs	
06 669 63	Clamp 34 mm	34 mm	70 mm	35 mm	15 mm	50 pcs	700 pcs	
06 669 64	Clamp 68 mm	68 mm	145 mm	70 mm	18 mm	30 pcs	420 pcs	



xShield Single clamp

Single clamp for cable protection with oval holes to facilitate installation. All cable protection details are surface-treated with Magnelis, which has superior corrosion protection, adapted to every type of climate, even in marine environments! A unique ability for self-healing in drilled holes, weld seams and cut surfaces, smoother and finer surface structure and last but not least - a significantly smaller impact on the environment.


- › Superior corrosion protection
- › Good fit
- › Oval holes to facilitate assembly
- › Clamp for lack of space i.e. installation against wall or edge

TECHNICAL FEATURES

Corrosion class C5

Single clamp

Art. code							
06 669 70	Single clamp 16 mm	16 mm	39 mm	20 mm	15 mm	100 pcs	1400 pcs
06 669 71	Single clamp 22 mm	22 mm	45 mm	20 mm	15 mm	100 pcs	1400 pcs
06 669 72	Single clamp 28 mm	28 mm	50 mm	20 mm	15 mm	50 pcs	700 pcs
06 669 73	Single clamp 34 mm	34 mm	58 mm	20 mm	15 mm	50 pcs	700 pcs



xShield Accessory clamp

Clamp to our cable protection accessories such as t-crosses, bends and end caps for a perfect fit. Oval holes to facilitate assembly. All cable protection details are surface-treated with Magnelis, which has superior corrosion protection, adapted to every type of climate, even in marine environments! A unique ability for self-healing in drilled holes, weld seams and cut surfaces, smoother and finer surface structure and last but not least - a significantly smaller impact on the environment.

- ▶ Superior corrosion protection
- ▶ The oversize provides a good fit
- ▶ Oval holes to facilitate assembly

TECHNICAL FEATURES

Corrosion class C5

Accessory clamp

Art. code									
06 669 80	Accessory clamp 16 mm	16 mm	52 mm	20 mm	15 mm	100 pcs	400 pcs		
06 669 81	Accessory clamp 22 mm	22 mm	65 mm	26 mm	15 mm	50 pcs	200 pcs		
06 669 82	Accessory clamp 28 mm	28 mm	72 mm	30 mm	15 mm	50 pcs	200 pcs		
06 669 83	Accessory clamp 34 mm	34 mm	76 mm	35 mm	15 mm	50 pcs	200 pcs		



Technical info

Conduits, Pipes and Accessories

INTERNATIONAL STANDARD IEC EN 61386

EN 61386.1	General requirements. Applies to all conduit systems. It is to be used in conjunction with the appropriate part 2, providing specific requirements for each single type of conduit system.
EN 61386.21	Particular requirements - Rigid conduit systems.
EN 61386.22	Particular requirements - Pliable conduit systems.
EN 61386.23	Particular requirements - Flexible conduit systems.
EN 61386.24	Particular requirements - Conduit systems buried underground.

CLASSIFICATION CODE

The product classification code is made of 12 digits. The conduit must be marked with the first 4 digits, at least.




1st digit: Resistance to compression

- 1 - extra light (125 Newton)
- 2 - light (320 N)
- 3 - medium (750 N)
- 4 - heavy (1.250 N)
- 5 - extra heavy (4.000 N)




2nd digit: Resistance to impact

- 1 - extra light (0,5 Joules)
- 2 - light (1 Joule)
- 3 - medium (2 Joules)
- 4 - heavy (6 Joules)
- 5 - extra heavy (20,4 Joules)



3rd digit: minimum permanent application and installation temperature

- 1 - (+5°C)
- 2 - (-5°C)
- 3 - (-15°C)
- 4 - (-25°C)
- 5 - (-45°C)



4th digit: maximum permanent application and installation temperature

- 1 - (+60°C)
- 2 - (+90°C)
- 3 - (+105°C)
- 4 - (+120°C)
- 5 - (+150°C)
- 6 - (+250°C)
- 7 - (+400°C)

IP PROTECTION DEGREES

7th digit: resistance to the penetration of solid objects

- 3 - protected against the penetration of solid objects with diameter = /> 2,5 mm.
 - 4 - protected against solid objects with diameter = /> 1,0 mm.
 - 5 - dust protected
 - 6 - dust-tight.
-

8th digit: resistance to water penetration

- 0 - no protection
 - 1 - protected against vertically falling water drops
 - 2 - protected against vertically falling water drops (system tilted up to 15°)
 - 3 - protected against rain
 - 4 - protected against water splashes
 - 5 - protected against water jets
 - 6 - protected against strong water jets
 - 7 - protected against the effects of temporary immersion in water.
-

EUROPEAN INTERNATIONAL STANDARD EN 50642:2018

Test method for content of halogens in cable management systems. This European Standard specifies the method for the determination of the content of halogens in Cable Management System (CMS) components or products made of polymeric material(s). The determination is made by combustion and subsequent analysis of the combustion product by Ion Chromatography. This standard specifies how CMS components or products can be declared as halogen free.

EUROPEAN INTERNATIONAL STANDARD IEC 60754

Ordinary test methods for cables under fire conditions. Test on gases evolved during combustion of materials from cables.

Part 1 Determination of the amount of halogen acid gas.

Part 2 Determination of degree of acidity of gases for materials by measuring pH and conductivity.

EUROPEAN INTERNATIONAL STANDARD IEC 61034

Part 2 Measurement of smoke density of cables burning under defined conditions.

CONFORMITY DECLARATION

Pmflex declares that all the products *** listed in this catalogue, according to the Directive EC 2014/35 (LVD), comply with the minimum safety requirements of the Directive and are CE marked. Upon request, Pmflex can supply the copy of the EC Conformity Declaration for any single product.

*** The Following products are not included in the application field of LVD and are without CE mark: MOPI, MON, CT, C, CFC, CF, CFF





Telephone:
+39 035 55 42 11



Client support:
info@pmflex.it

2023/1 edition

Pmflex[®]



PM FLEX s.r.l.
Via XXV aprile, 15
24030 Almenno San Bartolomeo
BG - Italy

*With reservation for changes. We reserve the right that
products presented in the catalogue may be discontinued.
We also reserve the right to any printing errors in the catalogue.*